

Over-Dimensional Shipping Guide

Are you new to the logistics of over-dimensional shipping? Maybe you're just looking for one place to find all state regulations? Well, look no further! Find everything you may need to know in Trinity's handy guide.



Table of Contents

| | |
|-------------------|-----|
| Terminology | 3 |
| Equipment Types | 5 |
| Securement | 8 |
| Routing | 10 |
| State Regulations | 12 |
| Alaska | 12 |
| Alabama | 13 |
| Arizona | 14 |
| Arkansas | 16 |
| California | 18 |
| Colorado | 20 |
| Connecticut | 21 |
| Delaware | 24 |
| Florida | 25 |
| Georgia | 27 |
| Hawaii | 28 |
| Idaho | 30 |
| Illinois | 32 |
| Indiana | 36 |
| Iowa | 37 |
| Kansas | 40 |
| Kentucky | 42 |
| Louisiana | 43 |
| Maine | 46 |
| Maryland | 47 |
| Massachusetts | 49 |
| Michigan | 51 |
| Minnesota | 53 |
| Mississippi | 55 |
| Missouri | 57 |
| Montana | 58 |
| Nebraska | 61 |
| Nevada | 62 |
| New Hampshire | 64 |
| New Jersey | 66 |
| New Mexico | 67 |
| New York | 69 |
| North Carolina | 73 |
| North Dakota | 74 |
| Ohio | 77 |
| Oklahoma | 79 |
| Oregon | 81 |
| Pennsylvania | 83 |
| Rhode Island | 86 |
| South Carolina | 87 |
| South Dakota | 89 |
| Tennessee | 91 |
| Texas | 92 |
| Utah | 94 |
| Vermont | 96 |
| Virginia | 98 |
| Washington | 100 |
| West Virginia | 102 |
| Wisconsin | 104 |
| Wyoming | 105 |
| Conclusion | 103 |
| Reference | 104 |

Maybe you're new to handling over-dimensional shipments. Or maybe you've had experience with them, but you are tired of looking all over the place for information on (the many different) state regulations. Either way, we've put together this guide to help you when it comes to navigating the world of heavy haul shipping.

What is considered an over-dimensional shipment?

Regulations vary by state, but typical guidelines to start with in the U.S. are:

- Standard width of highway lane is 12'
- Loads exceeding 8.5' wide are considered oversize and require permitting
- Maximum height limit is over 13.5' to 14', dependent on state regulations. (measured from the ground up)
- Generally, loads over 16' wide are considered "super loads" that may require road closures for parts of the move and/or law enforcement escorts or attendees

Terminology

There are several terms you will need to know when discussing over-dimensional shipping. Here are some of the most important:

Consignee

The party who the load will be delivered to. Can also be referred to as the receiver.

Corner Protectors

Any of the devices that are used to prevent damage to the edges and corners of bundles of cargo. They are normally somewhat of an L-shape and are typically placed underneath the chains and straps used to secure cargo.

Dunnage

Material that is used in loading freight that will be unloaded by crane or forklift. It is often made of lumber that is then placed between bundles of lumber or steel. Dunnage provides a space between bundles that will allow a forklift blade to get underneath before lifting. Sometimes other materials like steel or drywall strips will be used as dunnage.

Exclusive Use

An agreement that the use of a trailer hauling a load is dedicated to one shipper. Freight that belongs to other shippers will not be loaded on the trailer. The trailer is exclusively for the one shipper's freight.

Escorts

Vehicles that assist in the movement of over-dimensional loads. They make sure the truck has plenty of space to move by alerting other drivers of the oversized load. They may also help stop traffic when needed.

Heavy Haul

Another term used for the movement of over-dimensional loads.

Legal Loads

Loads that are not over-dimensional and that meet the height, width, length, and weight requirements for their routes traveled.

Open Deck

A classification of trailers that are characterized by an open deck and are not enclosed. These include flatbeds, step decks, and RGNs. They are often used to haul items such as machinery, equipment, steel, lumber, drywall, and other construction materials.

Over-dimensional Loads

Loads that exceed the allowable height, weight, length, or width limits. These loads may require permits, escorts, signage, and have various restrictions on their travel.

Oversize Loads

Another term for over-dimensional loads.

Permitted Loads

Another term for over-dimensional loads.

Pilot Vehicles

Another term for escorts.

Straps

Vinyl material used to secure and tie down freight on a trailer.

Super load

This is a load that exceeds a state's over-dimensional permit limits. These loads often require law enforcement escorts and road closures during travel.

Tarp

A large piece of heavy vinyl fabric that is used on unenclosed trailers to protect the freight from the elements and road grime.

V Boards

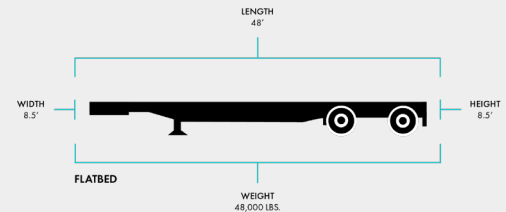
A type of flexible corner protector made from lumber and nylon straps. It is placed on the edges of brick cubes to keep bricks secure during transit.

Equipment types

If you're a shipper working with over-dimensional shipments, you'll need to know what type of equipment you need to move your freight. Here are some handy infographics and descriptions of the type of equipment that transports this type of freight:

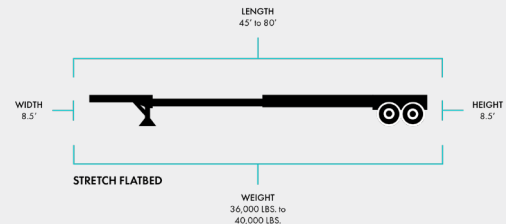
FLATBED

A flatbed is a type of trailer that has a long floor and is not enclosed. There's more freedom with this type of trailer because commodities, like building materials, don't have to fit within the confines of a normal enclosed trailer.



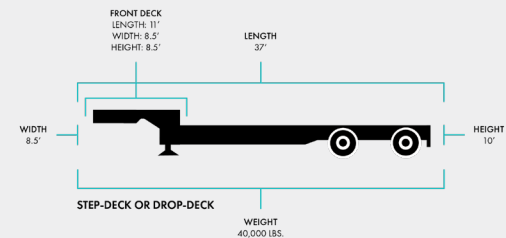
STRETCH FLATBED

If your freight is longer than typical flatbed freight maximums, there are stretch flatbeds. They're just as they sound, with the capability to extend lengthwise through a sliding mechanism on the cargo bed.



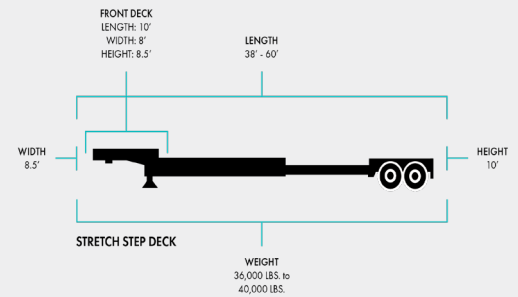
STEP DECK [OR DROP DECK]

A step-deck or drop-deck trailer is similar to a flatbed but offers two different levels to accommodate for equipment that is taller than the 8.5-foot height maximum for a flatbed trailer. If you are shipping tractors, machinery, or freight that is over 9 'tall, you should look into a drop-deck.



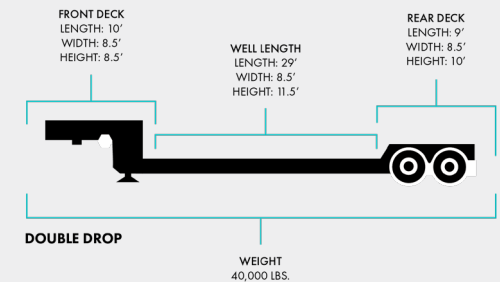
STRETCH STEP DECK

This is like a typical step deck trailer, except it has the ability to extend from 38' to 60' on the main deck with the use of a sliding mechanism. This works best for tall and extra-long freight.



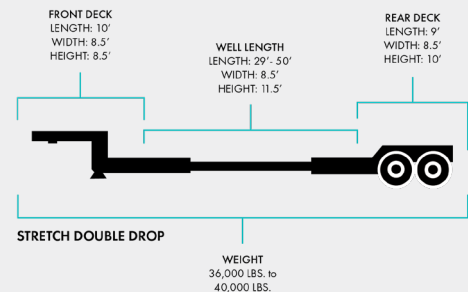
DOUBLE DROP

A double drop trailer is designed for freight that is over 10' tall. Height of a double drop can vary from 18" to 24" from the ground up.



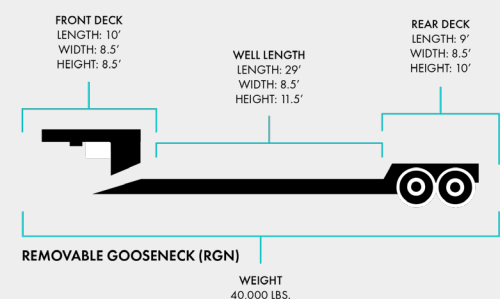
STRETCH DOUBLE DROP

A stretch double drop trailer has the ability to stretch within the well portion, extending from 29' to 50'.



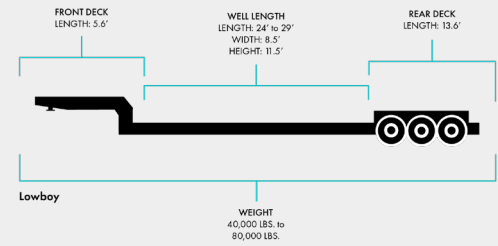
REMOVABLE GOOSENECK [RGN]

Removable goosenecks are for equipment that needs to be driven on and off the flatbed, for example heavy machinery, or oversized cargo. It's essentially a double drop with a detachable deck, also known as a lowboy.



LOWBOY

A lowboy trailer has two drops in the height deck after the gooseneck and right before the wheels. Lowboys often carry large industrial equipment since the deck is able to hang lower to the ground than other trailers.



Securement

If your freight is not secured correctly when transporting, you risk facing big problems. Ultimately it is the carrier's responsibility for safely securing your freight, so make sure the carrier that you choose to transport your goods are qualified. Additionally, proper securement could come in handy, should a situation arise where you need to communicate how to secure your freight.

Here are some tips you can keep in mind:

- Make sure the driver inspects the equipment's securement points for any wear or damage.
- Before getting loaded, determine where the equipment should be placed on the trailers that will allow for optimal weight distribution and for proper securement.
- If loading equipment, ensure it is clean of any excess dirt, debris or other material before loading.
- Relay any instructions for securing equipment to the carrier/driver prior to picking up the shipment.
- Use direct tie-downs.
- Use chains versus other tie-down materials when possible.
- Have tie downs attached as close to possible to the front and rear of the equipment.
- Use chocks, cradles, and wedges when appropriate.

Basic accessories used to secure freight

STRAPS/TIEDOWNS

Straps or tiedowns are often used to safely secure loads during transit. All flatbed and unenclosed trailers should have straps on their trailers, however the number of straps on each trailer depends on the carrier or truck. It is very important to know the exact number of straps needed for each load.



CHAINS

Chains are used in the same way as straps or tiedowns to secure freight. Chains are typically used on heavier loads, like machinery, due to the weight of the freight. It is important to note that chains may scratch products in transit, so in some cases they may not be a suitable choice, or edge protectors may need to be utilized.




V-BOARDS/ EDGE PROTECTORS

V-boards or edge protectors are used to separate the load from the straps or chains to secure it. They help keep the freight safe and free from scratches from contact with the chains or straps. They also help keep the product from damaging the straps.




BLOCKING & BRACING (DUNNAGE)

Blocking devices are used to keep freight on a trailer from shifting during transport. The device should be shaped to fit snugly against the cargo and should be braced properly to the floor of the trailer or between the load to create a safe separation of product. Dunnage is most commonly used for this.



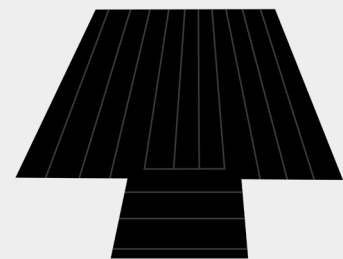
COIL RACKS

There are many ways to ship coils, however most are shipped standing up or laying down. When shipping coils upright, they require properly placed dunnage and coil racks to prevent them from moving.



TARPS

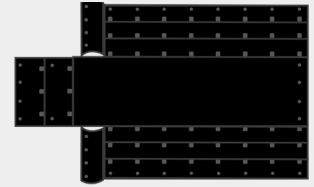
One large portion of securing loads properly is tarping. Tarps are often made of heavy-duty vinyl coated polyester with D-rings and grommets so they can be secured over freight and to the trailer with ropes and bungee cords. Tarping helps protect the commodity from the elements, like rain, snow, wind, road debris, and helps prevent cargo theft. Over-dimensional loads often require more tarps than a typical truck carries, or even specific sized tarps for that commodity.



There are some different types of tarps you should know about:

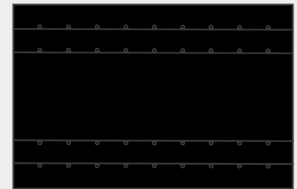
LUMBER TARP

These are manufactured and used to protect lumber but can be used to protect other freight as well. Lumber tarps are generally 24' by 27' with a curtain window that will cover the front of the load.



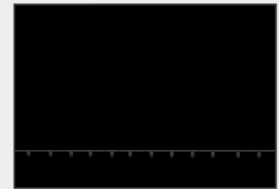
STEEL TARP

Steel tarps are manufactured and used to protect steel loads. They don't take up as much volume, so there is less tarp material. Steel tarps are generally 16' by 24'.



SMOKE TARP

Smoke tarps are a smaller tarp that is made to be put over the front of the load to protect it from dust, smoke, or soot during travel. They are generally 10' by 12'.



Routing

Advanced planning is necessary when arranging your over-dimensional shipments. Depending on how your freight is oversized will determine what kind of restrictions you face during travel and how to determine your best route. You'll also need to know your routing in advance when applying for state permits and any needed escorts.

Overweight?

The Federal Highway Administration has maximum weight restrictions for any vehicles using the roadways.

The limits are:

- 80,000 lbs. of gross vehicle weight
- 20,000 lbs. of single axle weight
- 34,000 lbs. for tandem axle weight

You must keep in mind maximum weight allowances for bridges and roads within certain areas. Depending on your gross weight, you may have to find routing that goes around the areas your shipment cannot travel.

Too tall?

When a shipment is oversized by height, you have to look out for bridges, overpasses, and other structure clearance. There may be times when traffic needs to be diverted from an area or power lines will need to be disconnected. This can take combined effort from cities, their police, and utility companies, which is why planning your routing well in advance can help when it comes time to move.

Too wide?

Transporting extremely wide loads can require specialty permits. Depending on the width, road closures may be needed or only moved during certain times. Law enforcement escorts could be needed. Any load that is over 16' wide is deemed a super load and requires police vehicle escorts.



Meeting State Regulations

Every state has its own regulations when it comes to over-dimensional vehicles/loads traveling on its roads. It can be difficult to remember what every state requires and time-consuming to constantly search for the guidelines you need to know. We've simplified your search by having the most important information laid out in this guide, listed alphabetically by state.

Alaska

- Legal dimensions
 - Length: 75'
 - Width: 8' 6"
 - Height: 15'
 - Weight:
 - Single axle – 20,000 lbs.
 - Tandem axle – 38,000 lbs.
 - Tridem axle – 42,000 lbs.
 - Quad axle – 50,000 lbs.
- Permits
 - Oversize permits are valid for three days
- Escorts
 - One escort needed
 - Over 85' in length
 - Over 10' in rear overhang
 - Over 10' width
 - Two escorts needed
 - Over 100' in length
 - Over 35' in overhang
 - Over 12' in width
 - Three escorts needed
 - Over 14' in width
- Banner & safety regulations
 - Lights
 - Vehicles' beacon or light bar shall be amber in color and of a high intensity rotating, flashing, oscillating, or strobe style. The beacon must be roof mounted or mounted as close to the vehicles roof line as practical. The beacon should be visible for a minimum of 500' and through a full 360 degrees.
 - Flags
 - Flags must be square and a minimum of 16' on each side. Flags must be kept clean and clearly visible for duration of trip. They must be red or fluorescent orange.
 - Banner
 - Must read "OVERSIZE", "OVERSIZE LOAD", "WIDE LOAD", or "LONG LOAD". Signs must be kept clean and clearly visible for duration of trip. Signs may be manufactured and hand painted, as long as it is black lettering on a yellow background and outlined in black. Must be 48' long by 12' wide.
- Operating times and restrictions
 - Oversized loads may travel during daylight only (half hour before sunrise to half hour after sunset) Monday through Saturday.

Alaska (Cont.)

- Holiday restrictions
 - Oversized loads are prohibited from moving during holiday periods. If holiday falls on Sunday or Monday, then movement is restricted from 12:00 am from previous Friday through 12:00 am Monday. For holiday falling on Friday or Saturday, movement is restricted from 12:00 pm Thursday through 12:00 am Sunday.
- Fines
 - 1,001-2,000 lbs.
 - \$100
 - 2,001 – 4,000 lbs.
 - \$0.7 per each lb. overweight
 - 4,001 – 6,000 lbs.
 - \$0.9 per each lb. overweight
 - 6,001 – 10,000 lbs.
 - \$0.12 per each lb. overweight
 - 10,001 + lbs.
 - \$0.15 per each lb. overweight
- DOT phone number
 - 800-478-7636

Alabama

- Legal dimensions
 - Length: 85' overall
 - Width: 8' 6" (8" on lanes less than 12' wide)
 - Height: 13' 6"
 - Weight: 80,000 lbs. gross
 - Single axle – 20,000 lbs.
 - Tandem axle – 34,000 lbs.
 - Tridem axle – 42,000 lbs.
- Permits
 - Permits are valid for five consecutive days.
 - Limits
 - Length: 150'
 - Overhang: 20'
 - Width: 16' (over 16' cannot use Interstate)
 - Height: 16'
 - Weight
 - Five axles – 102,000 lbs.
 - Six axles – 124,000 lbs.
 - Seven axles – 146,000 lbs.
 - Eight axles – 168,000 lbs.
 - Loads exceeding these dimensions, or over 180,000 lbs., are considered Super Loads.

Alabama (Cont.)

Escorts

- One escort
 - Length is over 90'
 - Rear overhang exceeds 5'
 - Width exceeds 12'
 - Height exceeds 16'
- Two escorts
 - Length is over 105'

Banner & safety regulations

- Banner
 - "OVERSIZE LOAD" signs in front and rear of any over width or overlength vehicle. They must be black letters on yellow background and 7' wide by 18" high. There are no sign requirements for over height or overweight only.
- Lights
 - Must be equipped with flashing or strobe amber light, visible 360 degrees at 500'. If escort vehicles are required, they must be equipped with warning lights.
- Flags
 - All oversize vehicles require 18" square fluorescent orange flags at front and rear corners.

Operating times and restrictions

- Daylight travel only. Half hour before sunrise to half hour after sunset, Monday through Saturday. No travel on Sundays.

Holiday Restrictions

- No travel on major holidays and holiday weekends.

Fines

- 80,001 to 100,000 lbs.
 - \$10
- 100,001 to 125,000 lbs.
 - \$30
- 125,001 to 150,000 lbs.
 - \$60
- 150,001+ lbs.
 - \$100

DOT phone number

- 256-234-4265

Arizona

Legal dimensions

- Length: 65' overall
- Overhang: 3' front, 6' rear
- Width: 8'6"
- Height: 14'
- Weight: 80,000 lbs. gross

Arizona (Cont.)

- Single axle – 20,000 lbs.
- Tandem axle – 34,000 lbs.
- Tridem axle – 42,000 lbs.
- Permits
 - Valid for four days
 - Permit limits
 - Length: 120'
 - Width: 14'
 - Height: 16'
 - Weight
 - Single axle – 28,000 lbs.
 - Tandem axle – 46,000 lbs.
 - Tridem axle – 53,974 lbs.
 - Over these dimensions and 250,000 lbs. requires a "Class C" permit. A route survey may be required.
- Escorts
 - One or more escorts
 - Over 120' in length
 - Over 14' in width
 - Over 16' in height
- Banner & safety regulations
 - Banner
 - All over width loads exceeding 9' in width shall display "OVERSIZE LOADS" signs.
 - Signs must be 6' long with 1' high letters in black with yellow background.
 - Flags
 - All oversize vehicles must display 18" square fluorescent orange or red flags at four corners of the load.
 - Lights
 - During nighttime operations, red warning lights at the four corners of the loads are required.
 - Any front or rear overhang must be flagged or lighted up.
 - No sign or flag requirements for over height or overweight only loads.
- Operating time & restrictions
 - Travel only during daylight hours. Half hour before sunrise to half hour after sunset.
 - Loads not over 14' wide, 16' high, 12' long, and 250,000 lbs. may travel on Interstate and specified state routes from 3:00 am to 12:00 pm on weekends.
 - No over-dimensional loads allowed on I-17, I-10, or SR 60 within city limits of greater Phoenix area, or I-10 or I-19 within city limits of greater Tucson area between hours of 7:00 am to 9:00 am and 4:00 pm to 6:00 pm on weekdays.
- Holiday restrictions
 - No travel on major holidays
- Fines
 - 1,0001 – 1,250 lbs.
 - \$100
 - 1,251 – 1,500 lbs.
 - \$200

Arizona (Cont.)

- 1,251 – 1,500 lbs.
 - \$200
- 1,501 – 2,000 lbs.
 - \$300
- 2,001 – 2,500 lbs.
 - \$400
- 2,501 – 3,000 lbs.
 - \$500
- 3,001 – 3,500 lbs.
 - \$840
- 3,501 – 4,000 lbs.
 - \$980
- 4,001 – 4,500 lbs.
 - \$1120
- 4,501 – 4,750 lbs.
 - \$1260
- 4,751 – 5,000 lbs.
 - \$1400
- 5,001+ lbs.
 - \$1400 + \$100 for each 1,000 lbs.
- DOT phone number
 - 602-771-2960

Arkansas

- Legal dimensions
 - Length: 53' 6" trailer & load
 - Width: 8' 6"
 - Height: 13' 6"
 - Weight: 80,000 lbs. gross
 - Single axle – 20,000 lbs.
 - Tandem axle – 34,000 lbs.
 - Tridem axle – 54,000 lbs.
 - Steer axle – front axle weight rating up to max. of 20,000 lbs.
- Permits
 - Night travel requires permit.
 - Valid for three days.
 - Limits
 - No set limit on length
 - Width: 16'
 - 20' on some non-Interstate routes

Arkansas (Cont.)

- Height: 17'
 - Over 16' needs special approval and is not allowed on Interstates. Utilities personnel must accompany any load over 17'.
- Weight:
 - Single axle – 20,000 lbs.
 - Tandem axle – 46,000 lbs.
 - Tridem axle – 60,000 lbs.
 - Quad axle – 68,000 lbs.
- Loads exceeding these dimensions are classified as Super Loads.
- Escorts
 - One escort
 - Over 100' in length
 - Over 12' in width on two-lane highways
 - Over 14' in width on Interstate and controlled access highways
 - Over 15' in height
 - Two escorts
 - Over 130' in length
 - Over 14' in width on two-lane highways
 - Over 16' in width on Interstate and controlled access highways
- Banner & safety regulations
 - Banner
 - "OVERSIZE LOAD" signs required on front and back of all loads exceeding width, height, or length.
 - Signs must be 10" high with black letters and yellow background
 - Flags
 - 18" red or fluorescent orange flags on all four corners of the load for all over-dimensional loads
- Operating times and restrictions
 - Movement is during daylight hours only, seven days a week.
 - No oversized movement through the Greater Little Rock area from 7:00 am to 9:00 am or 4:00 pm to 6:00 pm on I-30, I-40, and I-630.
- Holidays
 - No travel on major holidays. If a holiday falls on a Monday or Friday, no weekend movement is allowed.
- Fines
 - 0 – 1,000 lbs.
 - Min penalty \$10 – max penalty \$20
 - 1,000 – 2,000 lbs.
 - 1-3 cents per pound of excess weight
 - 2,000 – 3,000 lbs.
 - 2-4 cents per pound of excess weight
 - 3,000 – 4,000 lbs.
 - 3-5 cents per pound of excess weight
- DOT phone number
 - 501-569-2381

California

■ Legal dimensions

- Length: 75' (65' on non-designated highways)
 - 48' semitrailer
- Overhang: 10' as long as the length including overhang does not exceed 75'
- Width: 8'6"
- Height: 14'
- Weight: 80,000 lbs. gross
 - Steer – 12,500 lbs.
 - Single axle – 20,000 lbs.
 - Tandem axle – 34,000 lbs.
 - Tridem axle – 40,000 lbs.

■ Permits

- Permits are valid for seven days
- Limits
 - Length: Up to 135'
 - Width: 15'
 - Height: Depends on route. Over legal height is not permitted on a flatbed trailer unless the load length justifies the use of a flatbed.
 - Weight:
 - Steer – 12,500 lbs.
 - Single axle – 20,000 lbs.
 - Tandem axle – 46,000 lbs.
 - Tridem axle – 60,000 lbs.
 - Over 15' wide, 17' high, or 135' long are considered Super Loads.

■ Escorts

- One escorts
 - Over 120' to 135' in length
 - Over 12' in width
 - Over 18' in height
- Two escorts
 - Over 100' in length in LA city
 - Over 13' in width on two-lane highways
 - Over 14' 11" on Interstate and four-lane highways
- Law enforcement escorts
 - Needed on over 16' in width, or over 15' in width on two-lane highways

■ Banner & safety regulations

- Banners
 - "OVERSIZED LOAD" signs are required in front and rear for all oversized loads. Signs that state the exact nature of the shipment; "WIDE LOAD", "LONG LOAD" "EXCESSIVE FRONT OVERHANG", "EXCESSIVE REAR OVERHANG" may also be used.
 - If shipment is over 100' the "LONG LOAD" sign should be displayed. Lesser loads in length should use "OVERSIZE LOAD".
 - Signs must have 10" high letters in black with a yellow background.

California (Cont.)

- Flags
 - Flags are required at all four corners of the load, and at the end of the load if projections are greater than 4'.
- Lights
 - For night running, amber marker lights are required at front corners of load and on left outside extreme edge, visible from front and sides. Red lights are required at rear corners visible from rear and sides.
 - Los Angeles county also requires amber lights at all protrusions and at 5' intervals completely around the load (and red in rear).
 - When a rear overhang is 4' or greater, two lights or a rear light bar are required at night.
 - Rear light bar is not needed on long load in daylight unless turn signal and brake lights are hidden by load.
- Operating times and restrictions
 - Able to move 24 hours, 7 days a week.
 - No travel from 6:00 am to 9:00 am in and around Los Angeles, San Diego, Sacramento, and San Francisco.
- Holiday restrictions
 - No travel on major holidays, and Washington's Birthday.
- Fines
 - 0 – 1,000 lbs. excess
 - \$20
 - 1,001 – 1,500 lbs. excess
 - \$30
 - 1,501 – 2,000 lbs. excess
 - \$40
 - 2,001 – 2,500 lbs. excess
 - \$55
 - 2,501 – 3,000 lbs. excess
 - \$85
 - 3,001 – 3,500 lbs. excess
 - \$105
 - 3,501 – 4,000 lbs. excess
 - \$125
 - 4,001 – 4,500 lbs. excess
 - \$145
 - 4,501 – 5,000 lbs. excess
 - \$175
 - 5,001 – 6,000 lbs. excess
 - \$200.04 + 0.4 per each lb.
 - 6,001 – 7,000 lbs. excess
 - \$360.08 + 0.8 per each lb.
 - 7,001 – 8,000 lbs. excess
 - \$560.08 + 0.8 per each lb.

California (Cont.)

- 8,001 – 10,000 lbs. excess
 - \$ 1200.15 + 0.15 per each lb.
- 10,001 + lbs.
 - 2000.20 + 0.20 per each lb.
- DOT number
 - Northern region
 - 916-322-1297

Colorado

- Legal dimensions
 - Length: 57' 4" trailer
 - Overhang: 4' front, 10' rear, over 4' rear needs lighting for night running
 - Width: 8' 6"
 - Height: 14' 6" designated highways, 13' non-designated
 - Weight: 80,000 lbs. gross Interstate, 85,000 lbs. non-Interstate
 - Steer – 20,000 lbs.
 - Single axle – 20,000 lbs.
 - Tandem axle – 36,000 lbs.
 - Tridem axle – 54,000 lbs.
- Permits
 - Valid for five days.
 - Limits
 - Length: 130' (four lane highways)
 - Width: 17'
 - Height: 16' (over 14' 6" requires survey)
 - Weight:
 - Single axle – 22,000 – 27,000 lbs.
 - Tandem axle – 42,000 – 50,000 lbs.
 - Tridem axle – 55,000 – 65,000 lbs.
 - Quad axle – 60,000 – 72,000 lbs.
 - Loads exceeding 17' wide or 200,000 gross weight are Super Loads and require six to ten days for approval.
- Escorts
 - One escort
 - Over 85' in length on some portions of two and four-lane highways
 - Over 110' in length on two-lane highways
 - Over 115' in length on four+ lane highways
 - Over 25' in overhang
 - Over 13' wide on two+ lane highways
 - Over 16' in height
 - Two escorts
 - Over 15' wide on two or more lane highways

Colorado (Cont.)

- Banner & safety regulations
 - Banner
 - "OVERSIZE LOAD", "WIDE LOAD", or "LONG LOAD" signs are required front and rear for all oversize loads.
 - They are not required and should not be used for overweight only loads.
 - Signs should be at least 5' wide, 10" high, with black 8" high letters on a yellow background
 - Flags
 - Flags are required at all four corners of the load and at the end of load projections greater than 4'
 - Lights
 - For night travel of wide loads, yellow warning lights are required. One must be on the cab of the truck and two or three at the rear corners of the load.
 - Overlength or rear overhang loads may run at night with flashing yellow lights mounted to front of vehicle and with one to three lights mounted to overhang (red used for rear overhang, yellow for front overhang).
- Operating times & restrictions
 - Travel is allowed sunrise to sunset. If up to 12' wide, night travel is allowed with proper lighting. If over 12' wide but not over 14' wide requires an escort for night travel.
 - Maximum height allowed on Eisenhower Tunnel I-70 is 13' 11"
 - Over 11' wide loads must pull over and call to get clearance to pass through tunnel
 - Loads in or out of Denver require a city permit for streets (takes average two to three days to get processed)
- Holiday restrictions
 - Oversized vehicles, other than over-length, are not allowed to travel between 6:00 am to 9:00 pm on Memorial Day, Independence Day, and Labor Day.
 - Vehicles that are over-length are prohibited from traveling any time on Memorial Day, Independence Day, and Labor Day. They may travel on New Year's Day, Thanksgiving Day, and Christmas Day.
- Fines
 - 1 - 2,500 lbs.
 - \$50
 - 2,501 – 5,000 lbs.
 - \$100
 - 5,001 – 7,500 lbs.
 - \$200
 - 7,501 – 10,000 lbs.
 - \$400
 - Over 10,000 lbs.
 - \$150 for each additional 1,000 lbs. overweight + \$400
- DOT phone number
 - 303-757-9539

Connecticut

- Legal dimensions
 - Length: 48' trailer

Connecticut (Cont.)

- 53' semi-trailer is only legal on Interstate and designated highways
- Overhang: 4'
- Width: 8'6"
- Height: 13' 6"
 - CT will not issue permits for over-height that include any kind of building structure.
- Weight: 80,000 lbs. gross
 - Single axle – 22,400 lbs.
 - Tandem axle – 36,000 lbs.
 - Tridem axle – 42,500 lbs.
- Permits
 - Valid for three days.
 - Limits:
 - Length: 130'
 - Width: 15'11"
 - Height: 14'
 - Route survey is required for any height over 14'
 - 13'6" is the maximum height for any building structure.
 - Weight:
 - Single axle – 22,500 lbs.
 - Tandem axle – 45,000 lbs.
 - Tridem axle – 67,500 lbs.
 - Over 14' wide, 14' high, or 120' long is considered a Super Load. Over 140,000 lbs. requires an engineer review.
- Escorts
 - One escort
 - Over 100' in length on divided highway
 - Over 80' in length on undivided highway
 - Over 25' overhang
 - Over 12' in width on divided highway
 - Over 14' in height
 - Two escorts
 - Over 120' in length on divided highway
 - Over 100' in length on undivided highway
 - Over 12' in width on undivided highway
 - Over 13'6" in width
 - Over 15'3" in height – two or more police escorts
 - Three escorts
 - Over 14'11" in width
- Banner & safety regulations
 - Banner
 - "OVERSIZE LOAD" signs are required on loads over 10' wide or 13'6" high.
 - Signs must be 7' long and 18" high. Letters must be 8" high and black, with yellow background.

Connecticut (Cont.)

- Flags
 - Over 4' of overhang must be flagged during day.
 - Flags are required on all four corners of oversized load, and on widest points of wide loads. Must be 18" and square.
- Lights
 - Over 4' of overhang must be lighted at night.
- Operating times and restrictions
 - Travel during daylight only, half hour before sunrise and half hour after sunset.
 - No weekend travel for most loads.
 - Weekend travel is allowed daylight to 12:00pm Saturday and Sunday if load does not exceed:
 - 12' wide
 - 13'6" high
 - 80' long
 - 120,000 lbs. on five or more axles
 - Weekend travel must be requested when ordering permit.
 - Loads 13'6" wide or more and over 14' high can only travel Tuesday through Thursday 9:00 am to 4:00 pm
- Holidays
 - No travel on major holidays.
- Fines
 - <5 percent overweight
 - \$3 fine per 100 lbs.
 - 5-10 percent overweight
 - \$5 fine per 100 lbs.
 - Min. \$50 fine
 - 10-15 percent overweight
 - \$6 fine per 100 lbs.
 - Min. \$100 fine
 - 15-20 percent overweight
 - \$7 fine per 100 lbs.
 - Min. \$200 fine
 - 20-25 percent overweight
 - \$10 fine per 100 lbs.
 - Min. \$300 fine
 - 25-30 percent overweight
 - \$12 fine per 100 lbs.
 - Min. \$500 fine
 - >30 percent overweight
 - \$15 fine per 100 lbs.
 - \$Min. \$1,000 fine
- DOT phone number
 - 860-594-2880

Delaware

■ Legal dimensions

- Length: 53' semi-trailers, 70' poles including 5' rear overhang.
- Overhang: 6' rear, 3' front
- Width: 8' 6" (8' non-designated highway)
- Height: 13'6" (13' non-designated highway)
- Weight: 80,000 lbs. gross
 - Steer axle – 20,000 lbs.
 - Single axle – 20,000 lbs.
 - Tandem axle – 34,000 lbs.
 - Tridem axle – 42,000 lbs.

■ Permits

- Valid for five days
- Limits:
 - Length: 120'
 - Width: 15'
 - Height: 15'
 - Weight:
 - Single axle – 20,000 lbs.
 - Tandem axle – 46,000 lbs.
 - Tridem axle – 69,000 lbs.
 - Five axles – depends on spacings
 - Six, seven, eight axles – 120,000 lbs.
- Loads exceeding these dimensions or weights have to be applied for as a Super Load.

■ Escorts

- One escort
 - 90' or over in length
 - Over 15' overhang
 - Over 13' in width
- Two escorts
 - 100' or over in length
 - Over 14' in width
- Two escorts & police escort
 - 120' or over in length
 - Over 15' in width
 - 17'6" and over in height
 - Over 15' must have route survey
 - Over 120,000 lbs. in weight
 - Must have bridge survey

■ Banner & safety regulations

- Banner
 - All oversized loads require "OVERSIZE LOAD" signs on the front and rear.
 - Signs need to be 7' long and 18" high. Lettering must be black and 10" high with a yellow background.

Delaware (Cont.)

- Flags
 - Red or orange fluorescent 18" square flags are required on four corners of load and vehicle.
- Lights
 - Oversized loads and escort vehicles must have low beam headlights on at all times.
 - Load hauling vehicles may display a flashing 360-degree yellow light at an elevation above the highest point of the vehicle, however this is not required.
- Operating times and restrictions
 - Travel from sunrise to sunset only.
 - No weekend travel is permitted.
- Holidays
 - No travel on major holidays.
 - Movement is to stop 12:00 pm the day before a holiday and can begin 12:00 pm the day after a holiday.
- Fines
 - Up to and including 5,000 lbs.
 - 2.3 cents per lb.
 - Excess weight over 5,000 lbs.
 - 5.75 cents per lb.
 - DOT phone number
 - 302-744-2700

Florida

- Legal dimensions
 - Length: 48' trailer
 - 53' semitrailer
 - 75' overall
 - Overhang: 3' front or rear
 - Width: 8' 6" (8' on some non-designated highways)
 - Height: 13' 6" (13' non-designated highways)
 - Weight: 80,000 lbs. gross
 - Single axle – 22,000 lbs.
 - Tandem – 44,000 lbs.
 - Tridem - 66,000 lbs.
- Permits
 - Valid for 10 days.
 - Limits:
 - Length: 150'
 - Width: 15'
 - Height: 15' (route survey is required for anything over 15')
 - Weight: Depends on spacings
 - Five axles – 112,000 lbs.
 - Six axles – 122,000 lbs.
 - Seven axles – 142,000 lbs.

Florida (Cont.)

- Eight axles – 160,000 lbs.
- Loads exceeding these dimensions or weight have to be applied for as Super Loads.
- Escorts
 - One escort
 - 75' to 95' in length
 - Rear overhang up to 20' past center of last axle
 - Over 12' in width
 - Over 14'6" in height
 - Two escorts
 - Over 14' in width
 - Over 15' requires police escort
 - Over 16' in height
 - 15' and over in height needs route survey
- Banner & safety regulations
 - Banner
 - All oversize loads must display "OVERSIZE LOAD" signs on front and back. Signs must be 7' long and 18" high. Letters must be 12" high and black, with a yellow background.
 - Flags
 - Flags are required on all oversized loads.
 - Must be red or fluorescent orange and 12" square. Must be displayed at all corners and on extreme ends of all protrusions, projections, or overhangs.
 - Lights
 - A rotating, strobe or flashing amber light, visible for 500', must be mounted on the vehicle to warn all approaching traffic of a possible safety hazard.
- Operating time and restrictions
 - Travel during daylight only. Half hour before sunrise through half hour after sunset, seven days a week for loads less than 10' wide.
 - If load is greater than 10' but less than 14', can only travel until 12:00 pm on Saturday and Sunday.
 - No movement in Hillsboro and Dade Counties from 7:00 am to 9:00 am and 4:00 pm to 6:00 pm.
 - Overweight only can usually travel 24/7.
 - Florida turnpike limit is 12' wide and 13'6" high.
- Holidays
 - No travel on major holidays.
- Fines
 - Weight in excess of 200 lbs. or less
 - \$10
 - Weight in excess greater than 200 lbs.
 - 5 cents per lb. for each lb. of weight in excess
- DOT phone
 - 850-410-5777

Georgia

- Legal dimensions
 - Length: 75'
 - 60' overall on some non-designated highways
 - Width: 8'6" (8' on some non-designated highways)
 - Height: 13'6"
 - Weight: 80,000 lbs. gross
 - Single axle – 20,340 lbs.
 - Tandem axle – 34,000 lbs.
 - Tridem axle – depends on spacing, no more than 20,340 lbs. on each axle
- Permits
 - Valid for 10 days
 - Limits:
 - Width: 15'6"
 - Height: 16'
 - Weight:
 - Single axles – 23,000 lbs.
 - Tandem axles – 46,000 lbs.
 - Tridem axles – 60,000 lbs.
 - Quad axles – 92,000 lbs.
 - Five axles – 100,000 lbs.
 - Six axles – 125,000 lbs.
 - Seven axles – 148,000 lbs.
 - Eight axles – 150,000 lbs.
 - Loads exceeding these dimensions or weights have to be applied for as Super Loads.
- Escorts
 - One escort
 - Over 75' in length (unless using 8' flashing amber light at each corner of rear of load)
 - Over 100' in length
 - Over 12' and up to 14'8" in width
 - Over 15'6" in height
 - Two escorts
 - Over 125' in length
 - Over 14'8" and up to 16' in width on two-lane road
 - Over 16' in width is determined on a case-by-case basis.
- Banner & safety regulations
 - Banner
 - "OVERSIZE LOAD" signs are required on all oversized loads.
 - Signs must be 1' high by 6' wide. Letter must be black and 8" high with yellow background
 - Flags
 - Flags are required on all four corners and extremities of oversized loads.
 - Flags must be red or fluorescent orange and 18" square.
 - Lights
 - You must have a current Georgia Light Sticker if you wish to run flashing amber beacon lights.

Georgia (Cont.)

- There is no mention of lights being required, unless using in place of escort when applicable.
- Operating times and restrictions
 - Daylight only, half hour before sunrise through half hour after sunset, six days a week.
 - Loads not exceeding 125,000 lbs. with legal dimensions may have continuous travel, however it must be requested when ordering permit.
 - No movement is allowed on Sundays.
 - In Atlanta and the area bounded by and including I-285, there is no movement between 7:00 am to 9:00 am and 4:00 pm to 6:00 pm Monday through Friday.
 - Houses may only be moved 9:00 am to 3:00 pm Monday through Saturday.
- Holidays
 - No travel on major holidays.
- Fines
 - For all excess weight over the allowed limits
 - 5 cents per lb.
- DOT phone number
 - 844-837-5500

Hawaii

- Legal dimensions
 - Length: 40' single
 - 58' semitrailer
 - 65' overall length
 - Overhang: 4' front and rear
 - Width: 14'
 - Height: 13'6"
 - Weight: 88,000 lbs. gross
 - Steer – 22,500 lbs.
 - Single axle – 24,000 lbs.
 - Tandem axle – 34,000 lbs.
 - Tridem axle – 42,000 lbs. with 8' spacing
- Permits
 - Only valid for dates specified.
 - Limits:
 - Width: 16'
 - Weight:
 - Single axle - 48,000 lbs.
 - Tandem axles – 84,000 lbs.
 - Any other weights over legal limits require route/bridge survey.
- Escorts
 - One escort
 - Over 12' in width

Hawaii (Cont.)

- Two escorts
 - Over 14' in width
- Banner & safety regulations
 - Banners
 - Signs reading "WIDE LOAD" are required on all vehicles over 12' in width.
 - Signs must be 6' by 1'. Signs must have yellow background with black letters 10" high.
 - Flags
 - Red flags at corners of load are required for vehicles over 12' in width.
- Operating times and restrictions
 - Travel is at the discretion of the district engineer when applying for permit.
 - Weekend and nighttime travel are allowed, if requested when applying for permit.
- Holidays
 - Holiday travel may be authorized when requesting it during permit application, however most major holidays do not allow travel.
- Fines
 - 100 – 1,500 lbs.
 - \$125
 - 1,501 – 2,000 lbs.
 - \$130
 - 2,001 – 2,500 lbs.
 - \$140
 - 2,501 – 3,000 lbs.
 - \$160
 - 3,001 – 3,500 lbs.
 - \$180
 - 3,501 – 4,000 lbs.
 - \$200
 - 4,001 – 4,500 lbs.
 - \$225
 - 4,501 – 5000 lbs.
 - \$250
 - 5,001 – 5,500 lbs.
 - \$275
 - 5,501 – 6,000 lbs.
 - \$300
 - 6,001 – 6,500 lbs.
 - \$330
 - 6,501 – 7000 lbs.
 - \$330
 - 7,001 – 7,500 lbs.
 - \$390
 - 7,501 – 8,000 lbs.
 - \$420

Hawaii (Cont.)

- 8,001 – 8,500 lbs.
 - \$455
- 8,501 – 9,000 lbs.
 - \$490
- 9,001 – 9,500 lbs.
 - \$525
- 9,501 – 10,000 lbs.
 - \$560
- 10,000 lbs. +
 - \$580
- DOT phone number
 - 808-933-8866

Idaho

- Legal dimensions
 - Length: 53' semitrailer on National Network
 - 48' trailer on non-designated highways
 - Overhang: 4' front, 15' rear
 - Width: 8'6"
 - Height: 14'
 - Weight: 80,000 lbs. gross
 - Single axle – 20,000 lbs.
 - Tandem axle – 34,000 lbs.
 - Tridem axle – depends on spacings
 - Steer – 600 lbs. per inch of tread
 - You can exceed 80,000 gross weight without a permit on state highways AS LONG as you are legal on all axle/group weights and are licensed for at least the amount of your gross weight. If you need any Interstate routes, you will need an Annual Excess Weight Permit.
- Permits
 - Valid for five days
 - Limits:
 - 110' length
 - 16' width
 - 15'6" height
 - Weight:
 - Single axle – 22,000 to 33,000 lbs.
 - Tandem axle – 38,500 to 56,000 lbs.
 - Tridem axle – 48,000 to 70,500 lbs.
 - Steer – 600 lbs. per inch of tread width
 - Loads exceeding these dimensions are considered as Super Loads.
- Escorts
 - One escort

Idaho (Cont.)

- Over 100' in length on two-lane highways
- Over 120' in length on Interstate
- Over 25' rear overhang
- Over 12' width on two-lane highways
- Over 15' width on Interstate
- Over 16' height
- Two escorts
 - Over 14' width on two-lane highways
 - Over 16' width
- Banner & safety regulations
 - Banner
 - "OVERSIZE LOAD" signs are required on all over width loads.
 - Signs must be 5' long and 12" high. Letters must be black and 8" high with yellow background.
 - Flags
 - Flags are required on all four corners of over width and overlength loads and on rear overhang exceeding 4'.
 - Flags must be 18" square red or fluorescent orange.
 - Lights
 - Only required on vehicles traveling after dark.
 - Lights may be steady or flashing.
 - Front or rear overhang must have lights. Front should be amber and rear lights red.
 - Lights must be visible from a minimum of 500'.
- Operating times and restrictions
 - Daylight travel only, half hour before sunrise through half hour after sunset, seven days a week.
 - Up to 10' wide, 110' long, or 14'6" high is allowed travel 24/7 for majority of routes, with lighting as specified on permit.
 - If over 13' wide, no movement is allowed between 6:30 am to 8:30 am, 11:30 am to 1:30 am, and 4:00 pm to 6:00 pm in Boise, Caldwell, Coeur d'Alene, Idaho Falls, Lewiston, Nampa, Pocatello, Twin Falls, Garden City, and Chubbuck.
- Holidays
 - Restrictions depend on dimensions.
- Fines
 - 1 – 1,000 lbs.
 - \$5
 - 1,001 – 2,000 lbs.
 - \$15
 - 2,001 – 4,000 lbs.
 - \$25
 - 4,001 – 15,000 lbs.
 - \$25 + 0.13 cents per lb. for each lb. over 4,000 lbs. overweight
 - 15,001 – 20,000 lbs.
 - \$1,500 + 0.20 cents per lb. for each lb. over 15,000 lbs. overweight

Idaho (Cont.)

- 20,001 + lbs.
 - \$2,500 + 0.30 cents per lb. for each additional lb. over 20,000 lbs. overweight.
- DOT phone number
 - 208-334-3272

Illinois

- Legal dimensions
 - Length: 53' semitrailer on designated highways
 - 65' overall on non-designated highways
 - Overhang: 3' front, 4' rear. More rear overhang is allowed if within legal length limits
 - Width: 8'6" on designated highways (8' on non-designated)
 - Height: 13'6"
 - Weight: 80,000 lbs. gross
 - Single axle – 20,000 lbs.
 - Tandem axle – 34,000 lbs.
 - Tridem axle – 42,500 lbs.
- Permits
 - Valid for five days
 - Limits:
 - 145' in length
 - 14'6" in width
 - 15' in height
 - Height of 16' or more requires detailed route survey
 - Weight:
 - Single axle – 24,000 lbs.
 - Tandem axle – 48,000 lbs.
 - Tridem axle – 60,000 lbs. (with no single axle exceeding 21,000 lbs.)
 - Quad axle – 60,000 on standard permit, 100,000 on Super Load permit
 - Overweight applications get treated as Super Loads when:
 - Five axles grossing 100,000 lbs. and/or 44,000 lbs. on a tandem group
 - Six or more axles grossing over 120,000 lbs. and/or 48,000 lbs. on any axle group
 - Escorts
 - One escort
 - Over 110' in length
 - Over 14'6" in width
 - Over 14'6" in height
 - Over 16' in height with route survey
 - Two escorts w/ state police
 - Over 18' in height
 - Three escorts
 - Over 145' in length
 - Over 16' in width

Illinois (Cont.)

- State police escorts
 - Over 200' in length
 - Over 18' in width
- Loads exceeding any of the two above dimensions requires two escorts.
- Banner & safety regulations
 - Banner
 - "OVERSIZE LOAD" signs are required on loads over 10' wide, 14'6" high, and/or 75' long
 - Signs must be 7' long and 18" high with black 12" high letters and a yellow background.
 - Flags
 - Flags are required on the extremities of all oversized vehicles or loads and all protruding objects.
 - Flags shall be 18" square red or fluorescent orange.
 - Lights
 - All oversized and overweight permit loads must display an oscillating, rotating, or flashing amber light or lights on the tractor.
 - They must be visible from both sides and the front and be strong enough to be seen at least 500' away in the daytime.
 - When visibility of the light is blocked from the rear, a second light is required to be mounted 10' of the rear object as high as practical over it.
- Operating times and restrictions
 - Permitted loads up to 12' wide, 13'6" high, and 200' long are authorized 24 hours seven days a week with one civilian escort when traveling during darkness.
 - Permitted loads up to 14'6" wide, 15" high and 200' long can travel seven days a week one half hour from sunrise through half hour after sunset.
 - Loads exceeding these dimensions can travel Monday through Friday one half hour from sunrise through half hour after sunset. And one half hour from sunrise to 12:00 pm Saturday.
 - Overweight only with legal dimensions may travel continuously.
 - Permit loads on Expressways in Cook County are restricted to a maximum of 120,000 lbs., 12' wide and and/or 13'6" high.
 - Loads over 14'6" wide and up to 16' wide are limited to travel from 9:00 am to 3:00 pm Monday through Friday in the following counties: Cook, DuPage, Lake, Kane, Madison, McHenry, Monroe, St. Clair, and Will.
- Holidays
 - No travel from noon the day before major holidays or holiday weekends.
- Fines
 - 2,000 lbs. or less
 - \$73
 - 2,001 – 2,500 lbs.
 - \$166
 - 2,501 – 3,000 lbs.
 - \$200
 - 3,001 – 3,500 lbs.
 - \$303

Illinois (Cont.)

- 3,501 – 4,000 lbs.
 - \$347
- 4,001 – 4,500 lbs.
 - \$484
- 4,501 – 5,000 lbs.
 - \$538
- 5,001 – 5,500 lbs.
 - \$924
- 5,501 – 6,000 lbs.
 - \$1007
- 6,001 – 6,500 lbs.
 - \$1090
- 6,501 – 7,000 lbs.
 - \$1173
- 7,001 – 7,500 lbs.
 - \$1256
- 7,501 – 8,000 lbs.
 - \$1335
- 8,001 – 8,500 lbs.
 - \$1418
- 8,501 – 9,000 lbs.
 - \$1501
- 9,001 – 9,500 lbs.
 - \$1584
- 9,501 – 10,000 lbs.
 - \$1667
- 10,001 – 10,500 lbs.
 - \$1746
- 10,501 – 11,000 lbs.
 - \$1833
- 11,001 – 11,500 lbs.
 - \$1916
- 11,501 – 12,000 lbs.
 - \$1995
- 12,001 – 12,500 lbs.
 - \$2078
- 12,501 – 13,000 lbs.
 - \$2161
- 13,001 – 13,500 lbs.
 - \$2224
- 13,501 – 14,000 lbs.
 - \$2327

Illinois (Cont.)

- 14,001 – 14,500 lbs.
 - \$2410
- 14,501 – 15,000 lbs.
 - \$2493
- 15,001 – 15,500 lbs.
 - \$2576
- 15,501 – 16,000 lbs.
 - \$2655
- 16,001 – 16,500 lbs.
 - \$2738
- 16,501 – 17,000 lbs.
 - \$2821
- 17,001 – 17,500 lbs.
 - \$2904
- 17,501 – 18,000 lbs.
 - \$2987
- 18,001 – 18,500 lbs.
 - \$3070
- 18,501 – 19,000 lbs.
 - \$3153
- 19,001 – 19,500 lbs.
 - \$3236
- 19,501 – 20,000 lbs.
 - \$3315
- 20,001 – 20,500 lbs.
 - \$3398
- 20,501 – 21,000 lbs.
 - \$3481
- 21,001 – 21,500 lbs.
 - \$3564
- 21,501 – 22,000 lbs.
 - \$3647
- 22,001 – 22,500 lbs.
 - \$3730
- 22,501 – 23,000 lbs.
 - \$3813
- \$23,001 – 23,500 lbs.
 - \$3896
- 23,501 – 24,000 lbs.
 - \$3975
- 24,000 lbs. +
 - \$3975 + \$75 for each additional increment of 500 lbs. overweight.

Illinois (Cont.)

- DOT phone number
 - 217-785-1477

Indiana

- Legal dimensions
 - Length: 53' semitrailer and load
 - Width: 8'6"
- Height: 13'6"
- Weight: 80,000 lbs. gross
 - Single axle – 20,000 lbs.
 - Tandem axle – 34,000 lbs.
 - Tridem axle – 51,000 lbs.
- Permits
 - Valid for 15 days
 - Limits
 - Length: 110'
 - Width: 16'
 - Height: 15'
 - Weight:
 - Single axle – 28,000 lbs.
 - Tandem axle – 48,000 lbs.
 - Tridem axle – 60,000 lbs.
 - Five axles – 108,000 lbs. gross depending on spacings
 - Six axles – 120,000 lbs. gross depending on spacings
 - Loads exceeding these weights or dimensions are considered Super Loads.
 - Height over 16' require a route survey. Over 15' require pre-qualified signal contractor/ utility bucket tractor to accompany on any non-interstate moves. Over 17' high requires route survey and utility company letter is overhead lines need to be moved.
- Escorts
 - One escort
 - Over 110' in length
 - Over 12'4" in width
 - Over 14'4" to 17' in width on dual-lane divided highways
 - Over 14'6" in height
 - Two escorts
 - Over 14'4" to 17' in width on all highways that are not dual-lane divided
 - Over 200,000 lbs. gross vehicle weight
 - Police escorts
 - Over 130' in length, front and rear escorts required
 - Over 17' in width, front and rear escorts required

Indiana (Cont.)

- Banner & safety regulations
 - Banner
 - All oversized loads require banner that states "OVERSIZE LOAD". Banners must be in front and rear, 6-8' long, 18" high, with black 12" high letters on a yellow background.
 - Flags
 - All over width and over length loads require two 18" square fluorescent red or orange flags on the widest extremities of load.
 - Lights
 - All oversized loads must have low beam headlights on at all times.
- Operating times and restrictions
 - Loads up to 10' wide, 13'6" high, 110' long, and under 200,000 lbs. are permitted continuous travel, seven days a week.
 - 10' to 14'4" wide, up to 15' high, over 110' long, may travel seven days a week in daylight hours (from half hour before sunrise to ½ hour after sunset).
 - Between 14'4" to 16' wide only may travel daylight hours Monday through Friday.
 - Over 16' wide, over 15' high, or over 200,000 lbs. gross may travel Monday through Friday 8:30am to 3:30pm.
- Holidays
 - Permitted vehicles restricted on state highways 12:00pm on last weekday preceding and continuing until half hour before sunrise on the following: New Year's Day, Memorial Day, Independence Day, Labor Day, Thanksgiving Day, and Christmas Day.
- Fines
 - 0 – 1,999 lbs.
 - \$0.02 per lb. plus court cost
 - 2,000 – 2,999 lbs.
 - \$0.04 per lb. plus court cost
 - 3,000 – 3,999 lbs.
 - \$0.06 per lb. plus court cost
 - 4,000 – 4,999 lbs.
 - \$0.08 per lb. plus court cost
 - 5,000 lbs. + over
 - \$0.10 per lb. plus court cost
- DOT phone number
 - 855-463-6848

Iowa

- Legal dimensions
 - Length: 53' semitrailer and load
 - Width: 8'6"
 - Height: 13'6"
 - Weight: 80,000 lbs. gross
 - Single axle – 20,000 lbs

Iowa (Cont)

- Tandem axle – 34,000 lbs.
- Tridem axle – 42,000 lbs. (w/ minimum 8'1" axle spacing)
- Quad axle – 80,000 lbs.
- Permits
 - Valid for five days
 - Limits
 - Length: 120'
 - Width: 18'
 - Height: 18'
 - Weight: 80,000 lbs. gross
 - Single axle – 20,000 lbs.
 - Tandem axle – 46,000 lbs.
 - Tridem axle – 60,000 lbs.
 - Quad axle – 80,000 lbs. Valid for five days
 - Loads exceeding these dimensions or weight are considered Super Loads.
- Escorts
 - One escort
 - Over 85' in length if not using amber revolving light
 - Over 120' in length
 - Front overhang over 25' if not using amber revolving light
 - Rear overhang over 10' if not using amber revolving light
 - Over 14'6" in height
 - Over 14'6" to 16'6" in width on four-lane highways if not using lights
 - Over 16'6" in width on four-lane highways
 - When width exceeds more than half of roadway, up to 14'6" on two-lane highways
 - Over 14'6" in width on two-lane highways if not using amber revolving light
- Banner & safety regulations
 - Banner
 - When exceeding 75' in length, 8'6" in width, or 14'4" in height, banners that state "OVERSIZE LOAD" are required.
 - Banners must be 7' long, 18" high, with 10" tall black letters on a yellow background.
 - Flags
 - Flags are also required when banners are required. Flags must be 18" square red or fluorescent orange, and at each front corner of the towing unit and each corner of the rear of the load. They must also be at the widest protrusion of the load.
 - Lights
 - A flashing or revolving amber light must be mounted at the top of the towing unit for all oversized loads.
 - For continuous moves, safety lighting is required at all extremities of the load and positioned at both the front and rear of the vehicle or trailer as follows: lighted amber lights at the front corners, lighted red lights on the rear corners.
 - A vehicle over 12' and up and including to 16'6" wide may use an amber or strobe light on the cab of the power unit and on the rear extremity of the vehicle or load.

Iowa (Cont)

■ Operating times and restrictions

- Permitted vehicles up to 100' in length, 11' in width, and 14'6" in height and permitted axle limits may have continuous travel 24/7, provided travel is on roadways with a minimum width of 22' and minimum lane width of 11', with safety and lighting as specified.
- Larger loads may travel one half hour before sunrise to one half hour after sunset, including weekends.
- Des Moines I-235 travel prohibited from 7:00 am to 9:00 am and 4:00 pm to 6:00 pm Monday through Friday. If traffic is heavy, other highways in Des Moines can be included under the curfew at the officer's discretion.

■ Holidays

Check with Department of Transportation for any holiday or holiday weekend travel restrictions.

■ Fines

- 0 – 1,000 lbs.
 - \$6
- 1,001 – 2,000 lbs.
 - \$11
- 2,001 – 3,000 lbs.
 - \$77.50
- 3,001 – 4,000 lbs.
 - \$120
- 4,001 – 5,000 lbs.
 - \$187.50
- 5,001 – 6,000 lbs.
 - \$292.50
- 6,001 – 7,000 lbs.
 - \$425
- 7,001 – 8,000 lbs.
 - \$475
- 8,001 – 9,000 lbs.
 - \$525
- 9,001 – 10,000 lbs.
 - \$575
- 10,001 – 11,000 lbs.
 - \$650
- 11,001 – 12,000 lbs.
 - \$700
- 12,001 – 13,000 lbs.
 - \$750
- 13,001 – 14,000 lbs.
 - \$800
- 14,001 – 15,000 lbs.
 - \$850
- 15,001 – 16,000 lbs.
 - \$900

Iowa (Cont.)

- 16,001 – 17,000 lbs.
 - \$950
- 17,001 – 18,000 lbs.
 - \$1000
- 18,001 – 19,000 lbs.
 - \$1050
- 19,001 – 20,000 lbs.
 - \$1100
- 20,001 lbs. +
 - \$1100 + .05 center per lbs. in excess of 20,000 lbs.
- DOT phone number
 - 515-239-1101

Kansas

- Legal dimensions
 - Length: 59'6" trailer
 - 85' overall
 - Overhang: 59'6" trailer and load provided overall length does not exceed 85'.
 - Width: 8'6"
 - Height: 14'
 - Weight: 80,000 lbs. gross on Interstate and Designated routes
 - 85,500 lbs. gross on other routes
 - Single axle – 20,000 lbs.
 - Tandem axle – 34,000 lbs.
 - Tridem axle – 42,000 lbs.
- Permits
 - Valid for seven days
 - Limits:
 - 126' in length
 - 16'6" in width
 - 18' in height, depending on clearances. Over 17' in height requires notification of all utilities prior to move.
 - Weight:
 - Single axle – 22,000 lbs.
 - Tandem axle – 45,000 lbs.
 - Tridem axle – 60,000 lbs.
 - Quad axle – 65,000 lbs.
 - Loads exceeding these dimensions or over 150,000 lbs. gross weight are considered Super Loads.
- Escorts
 - One escort
 - Over 18' in height
 - Two escorts
 - Over 16'6" on four-lane highways

Kansas (Cont.)

- Over 14' on highways less than four lanes
 - Except for Super Loads and large structures, the rear escort can be eliminated if a warning light is attached to the top of the towing vehicle and the rear of the load and is mounted no less than 2' or more than 8' above the surface of the road.
- Banner & safety regulations
 - Banner
 - All oversized loads require warnings signs, either "OVERSIZE LOAD" or on the front and rear of the vehicle/load.
 - Signs must be 5' long and 14' high. Letters must be black and 8" high with a yellow background.
 - Overweight only loads need "OVERSIZE LOAD" signs in daylight but must be taken off during the night.
 - Flags
 - All over-dimensional loads and vehicles must have 18" square red or bright orange flags displayed on all four corners and any protrusions or extensions of the load, including any rear overhang over legal limits.
 - Lights
 - If overhang is over legal limits a lamp shall be placed at the end of the load to make the overhang more visible.
- Operating times and restrictions
 - Daylight travel only, from one half hour before sunrise to one half hour after sunset, seven days a week. No restrictions for overweight only.
 - Kansas Turnpike
 - Width up to 12'6" is allowed to travel without escort 24/7 as long as there is proper lighting for nighttime travel.
 - Over 12'6" wide to 14' wide can travel daytime without escort.
 - Maximum width to travel is 16', 125' in length, and 14' in height.
 - Maximum weights are:
 - Single axle – 20,000 lbs.
 - Tandem axle – 34,000 lbs.
 - Tridem axle - 42,000 lbs.
 - Quad axle – 50,000 lbs.
 - Gross weight – 120,000 lbs.
- Holidays
 - Travel is okay if approved on permit.
- Fines
 - Over 100 lbs. to 500 lbs.
 - \$50
 - Over 500 lbs. to 1,000 lbs.
 - \$75
 - Over 1,000 lbs. to 1,500 lbs.
 - \$150
 - Over 1,500 lbs. to 2,000 lbs.
 - \$200
 - Over 2,000 lbs. to 20,000 lbs.
 - \$0.10 for every lb. overweight

Kansas (Cont.)

- 20,000 lbs. +
 - \$0.30 for every lb. overweight
- DOT phone number
 - 785-368-6501

Kentucky

- Legal dimensions
 - Length: 53' on Interstate and designated highways, 65' elsewhere
 - Overhang: 5' rear on 48' trailer
 - Width: 8'6" on Interstate and designated road, 8' on non-designated
 - Height: 13'6"
 - Weight: 80,000 lbs. gross
 - Single – 20,000 lbs.
 - Tandem – 34,000 lbs.
 - Tridem – 48,000 lbs.
- Permits
 - Valid for 10 calendar days
 - Limits
 - 110' length on four lanes, 75' on two lanes
 - 16' width
 - 15'6" in height
 - Loads over 15'6" high are not permitted to travel through Kentucky.
 - Weight:
 - Single axle – 24,000 lbs.
 - Tandem axle – 45,000 lbs.
 - Tridem axle – 60,000 lbs.
 - Quad axle – 80,000 lbs.
 - Five axles – 96,000 lbs.
 - Six axles – 120,000 lbs.
 - Seven axles – 134,000 to 140,000 lbs.
 - Weight does not put you into Super Load status until around 300,000 lbs. gross
- Escorts
 - One escort
 - Over 10' overhang
 - Over 12' width on four or more lane highways
 - Over 14' 11" in height
 - Over 75' to 85' in length on two-lane highways
 - Over 10'6" to 12' in width on two-lane highways
 - Two escorts
 - Over 14' width on four or more lane highways
 - Over 12' to 14' width on two-lane highways

Kentucky (Cont.)

- Three escorts
 - Over 120' in length on four or more lane highways
 - Over 16' width on four or more lane highways
 - Over 85' in length on two-lane highways
- Banner & safety regulations
 - Banners
 - "OVERSIZE LOAD" signs required for all loads exceeding 10'6" wide.
 - Signs must be on front and back. Must be 6'-8' wide and 18" high. Letters must be black and 18" high with yellow background.
 - Flags
 - Flags are required on all four corners of any wide load and extremities.
 - Over-length must be flagged but no sign requirements.
 - Flags must be 18" square red flags.
 - Lights
 - A front overhang of 10' or more requires an amber strobe or flashing light.
- Operating times and restrictions
 - Continuous 24/7 travel is allowed with permitting except for:
 - No loads to travel in Boone, Kenton, or Campbell Counties Fayette County, or Owensboro 2155 Bridge (between KY and IN) from 7:00 am to 9:00 am or 4:00 pm to 6:00 pm.
- Fines
 - <5,000 lbs.
 - \$0.02 per lb. for each lb. excess
 - >5,000 lbs.
 - \$0.02 per lb. (\$100-\$500)
- DOT phone number
 - 502-564-1257

Louisiana

- Legal dimensions
 - Length
 - 59'6" trailer or load on Interstate and designated highways
 - 65' truck and trailer on other highways
 - Overhang: 4' front, 8' rear
 - Width: 8'6" Interstate and designated roads, 8' non-designated
 - Height: 13'6" on non-designated roads, 14' on designated highways
 - Weight: 80,000 lbs. gross
 - Single axle – 20,000 lbs.
 - Tandem axle – 34,000 lbs. Interstate, 37,000 lbs. other
 - Tridem axle – 42,000 lbs. Interstate, 45,000 lbs. other
 - Quad axle – 50,000 lbs. Interstate, 53,000 lbs. other
- Permits
 - Permits can be ordered for the number of days needed.

Louisiana (Cont.)

- Overweight permits are valid for four days.
- Limits:
 - Length: 125'
 - Width: 18'
 - Height: 16'6"
 - Weight:
 - Single axle – 24,000 lbs.
 - Tandem axle – 45,000 lbs.
 - Tridem axle – 60,000 lbs.
 - Quad axle – 80,000 lbs.
 - Five axles – 96,000 lbs.
 - Six axles – 120,000 lbs.
 - Seven axles – 134 – 140,000 lbs.
 - Vehicles must be registered for 88,000 lbs. to run with overweight permit.
 - Steer axle cannot exceed 13,000 lbs. if tandem exceeds 40,000 lbs. and gross weight is over 120,000 lbs.
- Loads exceeding these dimensions or with gross vehicle weight over 232,000 lbs. are considered Super Loads.
- Escorts
 - One escort
 - Over 90' in length
 - Over 12' in width
 - Over 16'6" in height depending on route
 - State police escort
 - Over 125' in length
 - Over 16' in width on two or more lane roads/highways
 - If in city of New Orleans and not on Interstate and:
 - Width over 12'
 - Height over 13'6"
 - Length over 90'
- Banner & safety regulations
 - Banner
 - "OVERSIZE LOAD" signs are required on front and back of all loads exceeding 10' wide, over 75' long, or over legal overhang.
 - Signs must be 7' long, 18" high with black 10" high letters and a yellow background.
 - Flags
 - All oversize loads must have 18" square bright red flags on all corners of the load and any extremities of over width object, and at extreme ends of all protrusions, projections, or overhangs.
 - Lights
 - During inclement weather, two amber lights visible from front and sides, must be attached at the widest points on the front.
 - If the over width part is at or near the rear, this light may be red and visible from the front, side, and rear.

Louisiana (Cont.)

- On rear overhangs more than 4', two red lights and two red reflectors must be visible from the rear.
- If the overhang is 2' wide or less, than one red light and one reflector is sufficient.
- Operating times and restrictions
 - Prohibited from traveling at night.
 - Daylight hours only, from sunrise to sunset, seven days a week.
 - Overweight only and not over 65' in length may have continuous travel.
 - In the New Orleans area, permitted vehicles cannot cross a bridge spanning the Mississippi, or be within two miles of such bridge from 6:30 am to 9:00 am and 3:30 pm to 6:00 pm, Monday through Friday.
 - Loads over 12' wide may not travel on the Interstate system through Shreveport, Monroe, Lake Charles, Baton Rouge, and New Orleans from 7:00 am to 9:00 am and 3:30 pm to 5:00 pm Monday through Friday.
- Holidays
 - No travel on major holidays and in certain areas on Mardi Gras.
- Fines
 - 1 – 999 lbs.
 - \$10
 - 1,000 – 1,999 lbs.
 - 1 cent per lb. excess legal limit
 - 2,000 – 2,999 lbs.
 - 2 cents per lb. excess legal limit
 - 3,000 – 3,999 lbs.
 - 3 cents per lb. excess legal limit
 - 4,000 – 4,999 lbs.
 - 4 cents per lb. excess legal limit
 - 5,000 – 5,999 lbs.
 - 5 cents per lb. excess legal limit
 - 6,000 – 6,999 lbs.
 - 6 cents per lb. excess legal limit
 - 7,000 – 7,999 lbs.
 - 7 cents per lb. excess legal limit
 - 8,000 – 8,999 lbs.
 - 8 cents per lb. excess legal limit
 - 9,000 – 9,999 lbs.
 - 9 cents per lb. excess legal limit
 - 10,000 – 10,999 lbs.
 - 10 cents per lb. excess legal limit
 - 11,000 + lbs.
 - 11 cents per lb. excess legal limit
- DOT phone number
 - 800-654-1433

Maine

- Legal dimensions
 - Length
 - 53' semitrailer
 - 74' overall length on Interstate and designated highways
 - 48' trailer and 69' overall length on other highways
 - Overhang: 74' overall length
 - Width: 8'6"
 - Height: 13'6"
 - Load may exceed by 6" for a legal height of 14' as long as the load is not reducible and not traveling on Maine Turnpike.
 - Weight:
 - Single axle – 20,000 lbs.
 - Tandem axle – 34,000 lbs.
 - Tridem axle – 42,000 lbs.
- Permits
 - Valid for seven days.
 - Limits
 - Length: 125'
 - Width: 16'
 - Height: 16'
 - Weight:
 - Single axle -20,000 lbs.
 - Tandem axle – 52,000 lbs.
 - Tridem axle – 75,000 lbs.
 - Quad axle – 100,000 lbs.
 - Loads exceeding these dimensions are treated as Super Loads.
- Escorts
 - One escort
 - Over 80' in length
 - Over 12' (or 11'11" on two-lane highway) in width
 - Police escort
 - Over 125' in length
 - Over 16' in width
 - Any "extreme" heights
- Banner & safety regulations
 - Banner
 - "OVERSIZE LOAD" signs are required for all over width and overlength permitted loads.
 - Signs should be at front and rear of load.
 - Signs must be 7' long and 18" high. Letters must be black and 10" high with a yellow background.
 - Flags
 - Flags are required on at all four corners and widest extremities.
 - Flags should be 18" square red or fluorescent orange.
 - Any overhang 4' rear overhang must be flagged.

Maine (Cont.)

- Lights
 - All oversized loads should run with headlights on low beam and have a flashing, rotating amber light or light bar on top of cab (not required if overweight only.)
- When loads are not in movement, signs be removed or covered, and lights extinguished.
- Operating times and restrictions
 - Daylight travel only, one half hour before sunrise to one half hour after sunset, seven days a week.
 - No travel on weekends in the months of July and August.
 - Travel prohibited during inclement weather and rush hour periods of 7:00 am to 9:00 am and 4:00 pm to 6:00 pm in Lewiston and Augusta.
 - Maine Turnpike loads limited to 13'6" high, 14'6" wide, with daylight travel only, Monday until Friday at noon.
 - Oversize loads may not travel on the Turnpike on Friday afternoons, or on Saturday and Sundays.
- Holidays
 - No travel on major holidays and some holiday weekends.
- Fines
 - 1 - 10 percent over allowed weight
 - \$10 for each percent
 - 11 – 20 percent over allowed weight
 - \$100 + \$65 for each percent over 10 percent
 - 21 – 30 percent
 - \$750 + \$75 for each percent over 20 percent
 - 31 – 40 percent
 - \$1,500 + \$105 for each percent over 30 percent
 - 41 – 50 percent
 - \$2,550 + \$140 for each percent over 40 percent
 - >50 percent
 - \$3,950 + \$180 for each percent over 50 percent
- DOT phone number
 - 207-624-9000 extension 52134

Maryland

- Legal dimensions
 - Length
 - 53' semitrailer on Interstate and designated highways
 - 48' trailer all other roads
 - Overhang: 3' front, 6' rear
 - Width: 8'6" Interstate and designated highways, 8' all other roads
 - Height: 13'6" (over 13'6" is not permitted on flatbeds)
 - Weight: 80,000 lbs. gross
 - Single axle – 20,000 lbs.
 - Tandem axle – 34,000 lbs.
 - Tridem axle – 42,500 lbs.

Maryland (Cont.)

■ Permits

- Valid for five travel days.
- Loads outside of the predefined route in or out of the Dundalk Marine Terminal or with dimensions exceeding 12' wide, 14'6" high, 85' long and 120,000 lbs. have to be ordered separately from Baltimore City and are usually slow with a 24-hour minimum turn-around time.
- Limits
 - Length: 120'
 - Width: 16'
 - Height: 16' (anything over 14'6" requires route survey)
 - Weight: 120,000 lbs. non-Interstate to 150,000 lbs. for Interstate
 - Single axle – 27,000 lbs.
 - Tandem axle – 52,000 lbs.
 - Tridem axle – 63,000 lbs.
- Loads exceeding these dimensions are treated as Super Loads. Over 120,000 lbs. gross on any non-Interstate routes is a Super Load.

■ Escorts

- One escort
 - Over 85' in length
 - Over 13' in width
 - Over 14'6" in height
 - Over 120,00 lbs. (police escort required if any part of route is on non-Interstate)
- Two escorts
 - Over 140' in length
 - Over 14' in width
- Police escort
 - Over 16' in width
 - Over 130,000 lbs.

■ Banner & safety regulations

- Banner
 - "OVERSIZE LOAD" or "WIDE LOAD" signs are required if the vehicle and load exceed 9" in width.
 - Warning signs are required on front and back.
 - Signs must be 7' long and 18" high. Letters must be black and 10" high with a yellow background.
- Flag
 - All oversized loads require 18" square red or fluorescent orange flags at each corner and at widest extremities of load.
- Lights
 - Two red lights must be displaying on a rear overhang exceeding 4' indicating the widest part of the overhang and on each side of the load.

■ Operating times and restrictions

- Daylight travel only for most loads. One half hour before sunrise to one half hour after sunset, Monday through Friday. Saturday until noon. No travel on Sundays.

Maryland (Cont.)

- Night travel is allowed 9:00 pm to 5:00 am when dimensions do not exceed 12' wide, 75' long, 14'6" high, and 120,000 lbs. on routes that are otherwise not restricted. Night travel must be requested when applying for permit.
- No movements across any toll facilities from 12:00 pm Friday until 9:00 am Monday.
- The above restriction also applies to all of I-95 from Baltimore to the Delaware Line.
- Over 12' wide or over 92,000 lbs. can only travel 9:00 am to 3:30 pm (and Saturday until noon) when on
- Capital Beltway I-495/I-95 and Baltimore Beltway I-695.
- If 14' wide or more, travel is only allowed from 9:00 am to 3:30 pm (Saturday until noon).
- Holidays
 - No travel on the six major holidays and holiday weekends.
- Fines
 - Up to 1,000 lbs.
 - One cent for each lb. over the limit
 - 1,001 – 5,000 lbs.
 - Five cents per lb. over the limit
 - 5,001 – 10,000 lbs.
 - 12 cents per lb. over the limit
 - 10,001 – 20,000 lbs.
 - 20 cents per lb. over the limit
 - 20,001 + lbs.
 - 40 cents per lb. over the limit
- DOT phone number
 - 410-545-0300

Massachusetts

- Legal dimensions
 - Length: 53' semitrailer on Interstate and designated highways
 - Width: 8'6"
 - Height: 13'6"
 - Weight: 80,000 lbs. gross
 - Single axle – 24,000 lbs. designated highways (22,400 other roads)
 - Tandem axle – 34,000 lbs.
 - Tridem axle – 36,000 lbs.
- Permits
 - Valid for five travel days.
 - Limits
 - Length: 115'
 - Width: 14'11"
 - Height: 14'11" (over 13'8" requires route survey)
 - Weight: 130,000 lbs. gross
 - Loads exceeding these dimensions are treated as Super Loads. Over 130,00 lbs. gross requires survey of structures. This can cost several thousand dollars!

Massachusetts (Cont.)

- Maximum Super Load of width is 16'
- Escorts
 - One escort
 - Over 80' in length
 - Over 12' in width
 - Over 13'8" in height
 - Two escorts
 - Over 95' in length
 - Over 13'6" in width
 - Over 13'11" in height, depending on route
 - Two escorts + police escort
 - - Over 134' in length
 - Over 14'11" in width
 - Over 14'11" in height
 - Two police escorts
 - Over 115' but >134' in length
 - On Massachusetts Turnpike, over 12' wide, over 100' long or over 130,000 gross lbs. requires police escort.
 - In city of Boston, if over legal dimensions, one escort plus city police is required.
 - On Cape Cod, if width over 12' then one escort plus state police escort is required.
- Banner & safety regulations
 - Banner
 - "OVERSIZE LOAD" signs are required if an escort is NOT required.
 - Warning signs must be on front and back of oversize loads.
 - Signs must be 7' long, 18" high.
 - Letters must be black and 10" high with a yellow background.
 - Flags
 - Flags must be red and at least 12" square.
 - Flags must be present on all four corners and any extremities for overwidth and overlength loads.
 - Lights
 - Vehicles should have two flashing amber lights visible from front and rear.
- Operating times and restrictions
 - Vehicles under 12' wide and 14' high may travel Monday morning 12:01 am through noon on Saturday and from Sunday 12:01 am to noon.
 - Vehicles between 12' and 14' wide, over 13'11" in height and 80' long but less than 114' long are only permitted for travel sunrise to sunset Monday through Friday. No travel between 7:00 am to 9:00 am and 3:30 pm to 7:00 pm.
 - Routes 95 and 93 in Boston area are restricted to travel only between 9:30 am to 3:30 pm.
 - Massachusetts Turnpike
 - Between New York line and I-95, no permit is required for up to 10' wide, legal weight, and up to 80' long.
 - Turnpike permits are issued for up to 12' wide, 13'9" high, 80' long, and up to 99,000 lbs.

Massachusetts (Cont.)

- From February to April there are additional restrictions on maximum weight per axle and no overweight permits are issued. Call 800-787-8960 for more information.
- Fines
 - Per every 1,000 lbs. overweight up to 10,000 lbs.
 - \$40
 - Per every 1,000 lbs. overweight exceeding 10,000 lbs.
 - \$80
- DOT phone number
 - 857-368-3690

Michigan

- Legal dimensions
 - Length:
 - 53' semitrailer on Interstate and designated highways
 - 50' maximum on non-designated highways
 - Width: 8'6" designated highways (8' all other roads)
 - Height: 13'6"
 - Weight: 80,000 lbs. gross
 - Steer axle – 700 lbs. per inch of tire width
 - Single axle – 20,000 lbs. (18,000 non-designated roads)
 - Tandem axle – 34,000 lbs. (32,000 on non-designated roads, and 26,000 on second tandem)
 - Tridem axle – 42,000 lbs. (39,000 on non-designated roads)
- Permits
 - Valid for five travel days.
 - Limits
 - Length: 150'
 - Width: 16' (14' during spring thaw restrictions)
 - Height: 15' (shipper/driver are responsible for finding safe routes when height exceeds 13'6")
 - Weight: Handled on a case-by-case basis.
 - Loads exceeding these dimensions must be applied for as Super Loads and may take up to 10 days to issue.
- Escorts
 - One escort
 - Over 90' in length
 - Over 15' in overhang
 - Over 12' in width
 - Over 14'5" in height
 - Two escorts
 - Over 100' in length
 - Over 14' in width
 - Over 15' in height

Michigan (Cont.)

- Banner & safety regulations
 - Banner
 - "OVERSIZE LOAD: signs are required on front and rear of vehicle for any oversized load.
 - Flags
 - Oversize loads require 18" square red or orange flags at each corner of the load and displayed at the widest parts and any other extremities.
 - When rear overhang is over 4', the extreme rear of load must have a flag for daytime running.
 - Lights
 - When rear overhang is over 4', the extreme rear of load must have a red light or lantern for nighttime running.
- Operating times and restrictions
 - Daylight travel only, sunrise to sunset. Saturday and Sunday, travel until 3:00 pm.
 - If overweight only with legal dimensions and not exceeding 70' overall length can have continuous travel.
 - Loads over 12' wide or 90' long are not to move from 7:00 am to 9:00 am and 3:00 pm to 6:00 pm in the following counties:
 - Genesee, Ingham, Jackson, Kalamazoo, Kent, Muskegon, Macomb, Oakland, Saginaw, Westenau, and Wayne.
 - Contact Mackinaw Bridge Authority (906-643-7600) 24 hours in advance of planned bridge arrival and crossing. An escort will be provided at no charge for loads exceeding legal weight or 10' wide.
 - Crossing is not allowed when winds exceed 25 mph
 - Ambassador Bridge charges \$50 or more for over-dimensional shipments and require one day notice.
 - They have restricted crossing hours from 10:00 am to 4:00 pm Monday through Friday. Phone (313-496-1111)
- Holidays
 - No travel on major holidays and holiday weekends.
- Fines
 - Over 1,000 lbs.
 - 3 cents per each excess lb.
 - Over 2,000 lbs.
 - 6 cents per each excess lb.
 - Over 3,000 lbs.
 - 9 cents per each excess lb.
 - Over 4,000 lbs.
 - 12 cents per each excess lb.
 - Over 5,000 lbs.
 - 15 cents per each excess lb.
 - Over 10,000 lbs.
 - 20 cents per each excess lb.
- DOT phone number
 - 517-241-8999

Minnesota

- Legal dimensions
 - Length
 - 75' overall
 - 53' semitrailer
 - Width: 8'6"
 - Height: 13'6"
 - Weight: 80,000 lbs. gross on designated highways
 - Steer axle – 600 lbs. per inch of tire width
 - Single axle – 20,000 lbs. designated highways (18,000 lbs. other roads)
 - Tandem axle – 34,000 lbs.
 - Tridem axle 42,000 lbs.
 - Five axles – 73,280 lbs. gross on non-designated highways
 - Six axles – 80,000 lbs. gross on non-designated highways
- Permits
 - Valid for five travel days
 - Limits
 - Length: 95' for two-vehicle combination, 103' with single pivot point
 - Width: 14'6", up to 16' for certain routes
 - Height: 14' to 15'6" with route restrictions
 - Loads over 15'6" are highly restricted and route survey is required
 - Weight:
 - Single axle – 20,000 lbs.
 - Tandem axle – 40,000 lbs. (46,000 with bridge check)
 - Tridem axle – 60,000 lbs.
 - Quad axle – 72,000 lbs.
 - Steer axle – 600 lbs. per inch of tire width
 - Pusher axle – 500 lbs. per inch of tire width
 - Loads exceeding these dimensions or weights are considered Super Loads.
- Escorts
 - One escort
 - Over 95' in length
 - Over 14'6" in width on multi-lane divided highways
 - Over 15'5" in height
 - Two escorts
 - Over 110' in length
 - Over 14'6" in width on two-lane highways
- Banner & safety regulations
 - Banner
 - "OVERSIZE LOAD" signs required on front and rear of vehicle when width exceeds 12'6" or length exceeds 95'. Signs must be lighted or of reflective material between sunrise and sunset and visible at least 500' away.

Minnesota (Cont.)

- Flags
 - Red, orange, or yellow warning flags at 18" square must be on vehicle when exceeds 9' in width of 75' in length. Flags are required at all corners, widest points of load, end of overhang in excess of 4', and at every 20' along outside of load.
- Lights
 - At night a steady light is required at the widest points of the load, at the end of overhang in excess of 4', and every 20' along outside of the load.
 - When over 12'6" wide or over 95' long, lead and rear escorts OR approved LED lighting is required.
 - Warning lights are required whenever signs are required.
 - Lights may be flashing, strobe, or rotating beacon and must be visible from 500' away.
- Operating times and restrictions
 - Sunrise to sunset without special lighting
 - Up to 10' wide can run 2:00 am to 1:00 pm on weekdays and Saturdays, except for curfew areas and summer restrictions. Must have flashing amber lights for night travel.
 - Over 10' wide are required to have escorts and lights for travel before sunrise and after sunset.
 - During Memorial Day weekend through Friday after Labor Day, no movement is allowed from 2:00 pm Friday until sunrise on Saturday, except for up to 9' wide on a 22' or wider roadway, and up to 14' high. Sunday travel from sunrise to noon when approved.
 - No travel during Fishing Opener Weekend in May.
 - For vehicles over 12'6" wide, over 95' long and over 14' high, no travel in Twin City Metro area between 6:00 am to 8:30 am or 3:30 pm to 6:00 pm, or in Duluth city limits between 7:00 am to 8:30 am or 4:00 pm to 5:30 pm.
- Holidays
 - No travel on major holidays or holiday weekends.
- Fines
 - Up to 999 lbs. over
 - \$50 + \$75 general surcharge
 - 1,000 – 1,999 lbs. over
 - \$100 + \$75 general surcharge
 - 2,000 – 2,999 lbs. over
 - \$200 + \$75 general surcharge
 - 3,000 – 3,999 lbs. over
 - \$300 + \$75 general surcharge
 - 4,000 – 4,999 lbs. over
 - \$400 + \$75 general surcharge
 - 5,000 – 5,999 lbs. over
 - \$500 + \$75 general surcharge
 - 6,000 – 6,999 lbs. over
 - \$600 + \$75 general surcharge
 - 7,000 – 7,999 lbs. over
 - \$700 + \$75 general surcharge
 - 8,000 – 8,999 lbs. over
 - \$800 + \$75 general surcharge

Minnesota (Cont.)

- 8,000 – 8,999 lbs. over
 - \$800 + \$75 general surcharge
- 9,000 – 9,999 lbs. over
 - \$900 + \$75 general surcharge
- 10,000 + lbs.
 - \$1,000 + \$75 general surcharge
- DOT phone number
 - 651-296-3000

Mississippi

- Legal dimensions
 - Length: 53' trailer, 99' overall length
 - Overhang: 3' front, 14' 11" rear
 - Width: 8' 6"
 - Weight: 80,000 lbs. gross
 - Single axle – 20,000 lbs.
 - Tandem axle – 34,000 lbs.
 - Tridem axle – 42,000 lbs.
- Permits
 - Valid for three days
 - Limits
 - Length: 120'
 - Width: 16'
 - Height: 15' 6"
 - Over 15' 7" requires route survey
 - Over 16' requires route survey, utility company letters, and special approval
 - Weight:
 - Single axle – 20,000 lbs.
 - Tandem axle – 48,000 lbs.
 - Tridem axle – 57,000 lbs.
 - Quad axle – 64,000 lbs.
- Escorts
 - One escort
 - Over 95' in length
 - Over 15' overhang
 - Over 13' in width
 - Over 10' in width at night
 - Two escorts
 - Over 105' in length
 - Over 16' in width
 - Height: The DOT may require an escort with high pole for some routes if conditions warrant.

Mississippi (Cont.)

- Banner & safety regulations
 - Banner
 - "OVERSIZE LOAD" signs are required on any oversize loads.
 - Signs must be 7' long and 18" high. Letters must be black and 10" high with a yellow background.
 - Flags
 - Warning flags must be displayed on all corners at a height of 6' above pavement on moves in excess of 10', not exceeding 12' in width.
 - Lights
 - Two 5" flashing amber lights must be mounted 6' above the pavement on the rear corners of loads exceeding 12' in width.
- Operating times and restrictions
 - Daylight travel only, from one half hour after sunrise to one half hour before sunset, Monday through Saturday. No Sunday travel.
 - If load does not exceed 12' wide, 13'6" high, 99' overall length, 150,000 lbs. gross weight, or 4' rear overhang, then can travel 24 hours, even on Sunday.
 - If over 10' wide, an escort is required for night travel.
- Holidays
 - Movement will not be allowed on Sunday after 12:00 pm on days preceding or on the following holidays:
 - New Year's Day, Memorial Day, Fourth of July, Labor Day, Thanksgiving Day, and Christmas
- Fines
 - 1-999 lbs.
 - \$10 minimum penalty
 - 1,000 – 1,999 lbs.
 - One cent per lb. over legal limit
 - 1-999 lbs.
 - \$10 minimum penalty
 - 1,000 – 1,999 lbs.
 - 1 cent per lb. over legal limit
 - 2,000 – 2,999 lbs.
 - 2 cents per lb. over legal limit
 - 3,000 – 3,999 lbs.
 - 3 cents per lb. over legal limit
 - 4,000 – 4,999 lbs.
 - 4 cents per lb. over legal limit
 - 5,000 – 5,999 lbs.
 - 5 cents per lb. over legal limit
 - 6,000 – 6,999 lbs.
 - 6 cents per lb. over legal limit
 - 7,000 – 7,999 lbs.
 - 7 cents per lb. over legal limit
 - 8,000 – 8,999 lbs.
 - 8 cents per lb. over legal limit

Mississippi (Cont.)

- 9,000 – 9,999 lbs.
 - 9 centers per lb. over legal limit
- 10,000 – 10,999 lbs.
 - 10 cents per lb. over legal limit
- 11,000 lbs. +
 - 11 cents per lb. over legal limit
- DOT phone number
 - 601-359-1717

Missouri

- Legal dimensions
 - Length:
 - 53' semitrailer and load (including rear overhang) on Interstate and designated highways
 - 60' when more than 10 air miles from designated system
 - Width: 8'6" on Interstate and designated highways, 8' on other roads
 - Height: 14' on designated highways, 13'6" on other roads
 - Over height must be on drop deck trailer to be permitted.
 - Weight: 80,000 lbs. gross
 - Single axle – 20,000 lbs. (22,000 secondary)
 - Tandem axle – 34,000 lbs. (36,000 secondary)
 - Tridem axle – 34,000 lbs. (8" spacing); 42,500 lbs. (9" spacings)
- Permits
 - Valid for seven days
 - Limits
 - Length: 150'
 - Width: 16'
 - Height: 16' (15'7" on some routes)
 - Weight:
 - Single axle – 20,000 lbs.
 - Tandem axle – 46,000 lbs. (40,000 lbs. on a 10' spread)
 - Tridem axle – 60,000 lbs.
 - Five axles – 104,000 lbs.
 - Six axles – 120,000 lbs.
 - Seven axles (1-3-3) – 130,000 lbs.
 - Loads exceeding these dimensions or gross weight over 160,000 lbs. are considered Super Loads.
- Escorts
 - One escort
 - Over 90' length
 - Over 12'4" in width on designated highways
 - Over 14' in width on Interstate and divided highways
 - Over 15'6" in height on divided highways

Missouri (Cont.)

- Two escorts
 - Over 12'4" in width on non-designated highways
 - Over 14' in width on two-lane and undivided highways
- Banner & safety regulations
 - Banner
 - All oversize loads exceeding 10'6" wide require "OVERSIZE LOAD" or "WIDE LOAD" signs on front of load. For combination loads longer than 90' or single unit length of 50', a sign must be attached to rear.
 - Signs must be 7' long 18" high with black letters at 1' high and a yellow background.
 - Flags
 - Red, yellow, or orange fluorescent flags at least 18" square must be displayed at extreme ends or projections of oversize loads.
- Operating times and restrictions
 - Daylight travel only, one half hour before sunrise and after sunset, seven days a week.
 - Loads over 14' wide are not allowed weekend travel.
 - Overweight only up to 112,000 lbs. gross with legal dimensions are allowed 24-hour travel outside of metro and tourist areas.
 - No travel weekdays from 6:30 am to 9:00 am and 3:30 pm to 6:30 pm in St. Louis and city and country, St. Charles County on I-70, route 94, and 40/61, and Jefferson County on I-55 and on routes 21, 30, 141, and 60/67.
 - No travel 7:00 am to 9:00 am and 4:00 pm to 6:00 pm in the Kansas City area on routes 150, 291, I-470, 291, 152 west to I-435 and inside the area bounded by these routes and inside the city limits of Springfield, except on I-44 and Route 65.
 - No permit movement is allowed on Mississippi River bridges in St. Louis on I-70, I-55, I-64 and on route 60/62 to Cairo, IL.
 - During tourist season, weekend travel is not allowed on routes in Lake of the Ozarks and Branson, with the exception of route 65 in Branson area.
 - Tourist season means June 1 through Labor Day at Lake of the Ozarks and through October 31 in Branson area.
- Holidays
 - No travel on major holidays and from noon the day before these holidays or holiday weekends.
- Fines
 - For first 1,000 lbs. over
 - \$87.50
 - For each lb. over 1,000 lbs.
 - \$87.50 + \$0.10
- DOT phone number
 - 888-275-6636

Montana

- Legal dimensions
 - Length: 53' semitrailer, 75' maximum length if trailer exceeds 53' or any rear overhang
 - Overhang: Overall length including overhang up to and including 75' is legal.

Montana (Cont.)

- Width: 8'6"
- Height: 14'
- Weight: 80,000 lbs. gross
 - Single axle – 20,000 lbs.
 - Tandem axle – 34,000 lbs.
 - Tridem axle – 42,000 lbs.
- You can exceed 80,000 lbs. gross without a permit as long as you are legal on all axle/group weights and you are licensed for at least the amount of your gross weight.
- Permits
 - Valid for three to five days
 - Limits
 - Length: 150'
 - Width: 18'
 - Height: 17'
 - Weight: Five, Six, Seven axles – depends on spacings
 - Single axle – 24,000 lbs.
 - Tandem axle – 48,000 lbs.
 - Tridem axle – 62,700 lbs.
 - DW21 conditions: Over approximately 54,300 lbs. on a Tridem on two-lane highways triggers DW21 conditions, requiring two pilot cars.
 - Over approximately 48,000 lbs. on a Tridem on two-lane roads may trigger 5MPH conditions which does not require pilot cars but restricts to daylight running only.
 - Loads in excess of these dimensions are considered Super Loads.
- Escorts
 - One escort
 - Over 120' in length on Interstate
 - Over 16'6" in width on Interstate
 - Over 17' in height depending on route on Interstate
 - Over 12'6" in width on two-lane highways
 - Over 17' on two-lane highways
 - Two escorts
 - Over 14' in width on two-lane highways
 - Over 54,300 to 55,000 lbs. on a tridem
- Banner & safety regulations
 - Banner
 - "OVERSIZE LOAD" signs or similar wording must be mounted at any visible height on front and rear of load.
 - Letters shall not be less than 8" in height. Letters must be a dark color on a light-colored background.
 - Flags
 - Flags are required on escort vehicles.
 - Lights
 - On the power unit, flashing amber lights, a minimum of five inches in diameter, with 50 candlepower, 60-90 flashes per minute, shall be mounted at each end of the oversize load sign.

Montana (Cont.)

- A revolving light or strobe light may be substituted for flashing lights.
- Lights shall be flashing at all times when moving oversize vehicle or load. Lights must be displayed full length and width for night travel.
- Operating times and restrictions
 - Continuous travel is allowed for loads not exceeding 10' wide, 15'6" high or 110' in length.
 - Daylight travel, one half hour before sunrise and after sunset, seven days a week, is allowed. Load not exceeding 18' wide, 18' high or 120' in length, except on Red Route highways.
 - DW21 and 5mph conditions on two-lane highways only allowed daytime travel.
 - On Red Route highways, travel is not allowed after 3:00 pm Fridays until sunrise on Saturday, and from 12:00 pm Sunday to sunrise on Monday, if dimensions exceed 10' wide, 14'6" high, or 110' in length.
 - No travel is allowed after 4:00 pm Friday until Monday morning if dimensions exceed 18' wide, 18' high, or 120' in length.
- Holidays
 - Holiday travel is usually allowed for loads not exceeding 10' wide, 14'6" high or 110' long.
- Fines
 - 0 – 2,001 lbs.
 - \$30
 - 2,001 – 4,000 lbs.
 - \$75
 - 4,001 – 6,000 lbs.
 - \$125
 - 6,001 – 8,000 lbs.
 - \$175
 - 8,001 – 10,000 lbs.
 - \$250
 - 10,001 – 12,000 lbs.
 - \$275
 - 12,001 – 14,000 lbs.
 - \$300
 - 14,001 – 16,000 lbs.
 - \$400
 - 16,001 – 18,000 lbs.
 - \$500
 - 18,001 – 20,000 lbs.
 - \$600
 - 20,001 – 25,000 lbs.
 - \$1,000
 - 25,001 lbs. +
 - \$2,000
- DOT phone number
 - 406-444-7262

Nebraska

■ Legal dimensions

- Length: 53' semitrailer and load, 65' combination trailers and load
 - Poles, pipes, beams, utility poles and other construction materials are exempt from permits for length or rear overhang.
- Width: 8'6"
- Height: 14'6"
- Weight: 80,000 lbs. gross
 - Single axle – 20,000 lbs.
 - Tandem – 34,000 lbs.
 - Tridem axle – 42,000 lbs. on designated roads, 34,000 lbs. on all other roads
- Permits
- Valid for 10 days
- Limits
 - Length: No set limit. If over 85' long on Interstates, a light bar must be affixed to the rear of the trailer.
 - Width: 16'
 - Height: Depends on overhead structures. Over 16' requires a route survey.
 - Weight:
 - Single axle – 20,000 lbs.
 - Tandem axle – 40,000 lbs.
 - Tridem axle – 70,000 lbs.
- Over 16' in width or height, over 100' in length, or over 160,000 gross weight is a Super Load.

■ Escorts

- One escort
 - Over 90' in length
 - Over 100' in length
 - Over 12' in width
 - Over 14'6" in height
- Banner
 - On loads more than 10' in width, signs stating "OVERSIZE LOAD" must be displayed to the front and rear of vehicle/load.
 - Signs must be 7' long, 18" high. Letters must be black and 10" with a yellow background.
- Flags
 - On loads more than 12' in width, red flags, not less than 18" square must be displayed on all four corners of the vehicle and load.
- Lights
 - A compliant light bar may be allowed in lieu of an escort vehicle on divided highways when stated in the permit.

■ Operating times and restrictions

- Daylight travel, one half hour before sunrise to one half hour after sunset, seven days a week.
- Overweight only can travel continuously.
- No travel on state highways (except for I-80) in Lincoln weekdays from 7:00 am to 9:00 am and 4:00 pm to 6:00 pm, and weekends after 12:00 pm.
- Omaha restricted for the same times on all routes.

Nebraska (Cont.)

- On Cornhusker football home game Saturdays, travel on I-80 in Lincoln is restricted between exits 395 and 409, and the state highway system is closed to permit travel from Iowa line to Nebraska 14 and from Kansas line north to Nebraska 91.
- Holidays
 - Travel restrictions apply on major holidays and holiday weekends.
- Fines
 - 0-5 percent overweight
 - \$25
 - 5-10 percent overweight
 - \$75
 - 10-15 percent overweight
 - \$150
 - 15-20 percent overweight
 - \$325
 - 20-25 percent overweight
 - \$500
 - 25-30 percent overweight
 - \$750
 - 30-35 percent overweight
 - \$950
 - 35-40 percent
 - \$1150
 - 40-45 percent
 - 1550
 - 45-50 percent
 - \$2000
 - <50 percent
 - \$2500
- DOT phone number
 - 402-471-0034

Nevada

- Legal dimensions
 - Length: 53' semitrailer, 75' maximum
 - Overhang: 10' as long as length with overhang does not exceed 75'
 - Width: 8'6"
 - Height: 18'
 - Weight: 80,000 lbs. gross
 - Single axle – 20,000 lbs.
 - Tandem axle – 34,000 lbs.
 - Tridem axle – 42,000 lbs.

Nevada (Cont.)

■ Permits

- Valid for five days
- Limits
 - Length: each trip is at state's discretion
 - Overhang: No max. overhang if on permitted load
 - Width: 17'
 - Height: 16'
 - Weight:
 - Single axle – 20,000 lbs.
 - Tandem axle – 46,725, depending on spacings
 - Tridem axle – 58,000 to 59,000 lbs., depending on spacings
 - Quad axles – depends on spacings
 - Five axles - 92,000 lbs.
 - Six axles - 96,000 lbs.
 - Seven axles - 101,000 lbs.
- 58,000 – 59,000 lbs. is the tridem "bonus weight" in Nevada and is now allowed on one or two tridems. Additional tridems would get around 51,000 lbs.
- Loads in excess of these dimensions are reviewed on individual basis only.

■ Escorts

- One escort
 - Over 110' in length
 - Over 25' rear overhang
 - Over 14' in width on Interstate or four or more lane highways
 - Over 15'6" in height
 - Over 12' in width on two-lane highways
- Two escorts
 - Over 16' wide on Interstate or four or more lane highways
 - Over 17' wide may require two escorts and highway patrol
 - Over 14' wide on two-lane highways
 - 8'6" to 10" wide in Hoover Dam area
- Three escorts
 - Over 16' wide on 2-lane highways

■ Banner & safety regulations

- Banner
 - All oversize vehicles must display "OVERSIZE LOAD" signs on front and rear.
 - Signs must have black letters that are at least 10" high and on a yellow background.
- Flags
 - Warning flags are to be used in only daylight hours.
 - They must be 18" square red or fluorescent orange and place at the outer most corners of the shipment and at any protrusions.
- Lights
 - Any oversize or overweight load that travels during hours of darkness must display:

Nevada (Cont.)

- Two amber steady lights that are visible under normal conditions of at least 500' away mounted at extreme front of vehicle.
- An amber steady light, visible from 500' away, on each side of the vehicle in a location near the middle or toward the front.
- If rear overhang exceeds 4', two red steady lights placed in a manner to identify the maximum width of the overhang and visible at 500' away.
- All oversize vehicles must run with low beam headlights on.
- You must have a Nevada Light Permit to run flashing revolving amber warning lights or to even travel with it turned off and uncovered.
- Operating times and restrictions
 - Daylight travel only, one half hour before sunrise to one half hour after sunset.
 - Loads not exceeding 12' wide, 15' high, 110' long are permitted for night travel.
 - Loads not exceeding 14' wide, 15' high, 110' long are permitted for weekend travel except in restricted areas.
 - Otherwise night, weekend, and holiday travel must be requested.
 - For loads over 14' wide, 15' high, 110' long, and 15' overhang, weekend travel is okay.
 - However, if over 12' wide, cannot travel on I-80 between Reno and California line or on I-15 between Las Vegas exit 33 and California line.
 - There are no weekday curfews for Las Vegas, Reno, or other cities.
- Holidays
 - Holiday is usually permitted for loads not exceeding 12' wide, 15' high, or 110' long.
- Fines
 - 1 – 1,500 lbs.
 - \$10
 - 1,501 – 2,500 lbs.
 - 1 cent per lb. excess
 - 2,501 – 5,000 lbs.
 - 2 cents per lb. excess
 - 5,001 – 7,500 lbs.
 - 4 cents per lbs. excess
 - 7,501 – 10,000 lbs.
 - 6 cents per lb. excess
 - 10,001 + lbs.
 - 8 cents per lb. excess
- DOT phone number
 - 800-552-2127

New Hampshire

- Legal dimensions
 - Length: 53' semitrailer
 - Width: 8'6"
 - Height: 13'6"

New Hampshire (Cont.)

- Weight: 80,000 lbs. gross
- Permits
 - Limits
 - Length: 110'
 - Overhang: 15'
 - Width: 16'
 - Height: 16'
 - Weight:
 - Single axle – 25,000 lbs.
 - Tandem axle – 50,000 lbs.
 - Tridem axle – 70,000 lbs.
 - Quad axle – 85,000 lbs.
 - Five axles – 130,000 lbs. gross
 - Six axles – 140,000 lbs. gross
 - Seven axles – 150,000 lbs. gross
 - Eight axles – 160,000 lbs. gross
 - Anything over these dimensions or weights is considered a Super Load.
- Escorts
 - One escort
 - Over 150' in length
 - Over 12' wide
 - Over 13'6" high
 - Over 15' overhang on divided highway
 - Two escorts
 - Over 12' wide on undivided highway
 - Over 18' wide
- Banner & safety regulations
 - Banner
 - "OVERSIZE LOAD" signs required on front and rear of oversize vehicles.
 - Signs must be 7' long, 18" high, with black letters 10" high and a yellow background.
 - Flags
 - The extremities of all oversize loads shall be marked longitudinally and laterally by fluorescent red, fluorescent orange, at least 18" square.
 - At least four and up to six flags must be mounted at the widest extremity and corners of the load.
 - Lights
 - Hauling vehicle must have operating top mounted flashing or strobe amber light visible for 1000'.
- Operating times and restrictions
 - Daylight travel, one half hour before sunrise to one half hour sunset, Monday through Friday.
 - No weekend travel.
- Holidays
 - No travel on major holidays and Martin Luther King Jr Day, Washington's Birthday, Columbus Day and Veteran's Day.

New Hampshire (Cont.)

Fines

- First offense over the legal weight
 - \$100 or 2 cents per each lb. in excess, whichever is greater
- Second offense
 - \$250 or 2 cents per each lb. in excess, whichever is greater
- Third offense up to 15,000 lbs.
 - \$250 or 2 cents per each lb. in excess, whichever is greater
- Third offense; over 15,000 lbs. but less than 30,000 lbs.
 - 3 cents per each lb. in excess
- Third offense; over 30,000 lbs.
 - 4 cents per each lb. in excess

DOT phone number

- 603-271-2691

New Jersey

Legal dimensions

- Length: 53' semitrailer on Interstate and designated highways, 48' all other roads
- Width: 8'6" on designated road, 8' all other roads
- Height: 13'6"
- Weight: 80,000 lbs. gross
 - Single axle – 22,400 lbs.
 - Tandem axle – 34,000 lbs.
 - Tridem axle – 56,400 lbs.

Permits

- Valid for five travel days
- Limits
 - Length: 120'
 - Width: 18'
 - Height: 16'
 - Weight: The maximum weight that can be permitted on each axle is 800 lbs. per inch of tire width.
 - Gross vehicle weight over 150,000 lbs. requires special clearance from DOT.

Escorts

- One escort
 - Over 100' in length
 - Over 14' in width
 - Over 14' in height
- Two escorts
 - Over 120' in length
 - Over 16' in width
- When the vehicle and/or load is over 14' in height, the permittee must notify all Public Utility Companies, NJ DOT, County and Municipal Traffic Engineering Departments before the move is made.

New Jersey (Cont.)

- Banner & safety regulations
 - Banner
 - Oversize vehicles require an "OVERSIZE LOAD" or "WIDE LOAD" on the front and back of vehicle and load, or on leading and following escort vehicles.
 - Signs must be 6' long, 12" high, with black 10" high letters on a yellow background.
 - Flags
 - Red warning flags, no less than 18" square, must be displayed on all four corners of the vehicle and extremities of any extensions or protrusions.
 - Lights
 - Low beam headlights and red tail lamps must be illuminated on the towing vehicle and towed vehicle.
- Operating times and restrictions
 - Daylight hours seven days a week.
 - Overweight only is not restricted for travel time.
 - No travel on NJ Route 495 and the Holland Tunnel, New Jersey Turnpike, Garden State Parkway and the Atlantic Expressway.
 - Access onto the I-95 section of the NJ Turnpike between Ridgefield and the George Washington Bridge is only obtainable with permission of the Turnpike Authority.
 - Phone: 732-247-0900 extension 5429
 - Vehicles traveling I-95 to New York via the George Washington Bridge must contact Traffic Safety Office of the NJ/NY Port Authority prior to arrival.
 - Phone: 201-242-8116
- Holidays
 - No travel on major holidays.
- Fines
 - Up to 10,000 lbs.
 - 2 cents per lb. in excess weight
 - 10,0001 + lbs.
 - 3 cents per lb. in excess weight
- DOT phone number
 - 609-963-2085

New Mexico

- Legal dimensions
 - Length: 57'6" on designated highways, 65' overall length on other roads
 - Overhang: 7' rear
 - Width: 8'6"
 - Height: 14'
 - Weight: 80,000 lbs. gross
 - Single axle – 21,600 lbs.
 - Tandem axle – 34,320 lbs., if 10' spread then 39,000 lbs.
 - Tridem – Depends on spacings

New Mexico (Cont.)

- Permits
 - Valid for five days
- Limits
 - Length: depends on routes
 - Width: depends on routes
 - Height: depends on routes. 15'6" needs a route survey. 18' needs utility surveys and clearance from municipal and local authorities.
 - Weight:
 - Single axle – 23,000 lbs. on Interstate
 - 18,000 – 20,000 lbs. on all other roads depending on spacings
 - Tandem axle – 46,000 lbs.
 - Tridem axle – 60,000 lbs.
 - Quad axle – 68,000 lbs.
 - Five axles – 105,000 lbs.
 - Six axles – 119,000 lbs.
 - Seven axles – 127,000 lbs.
 - New Mexico treats a 10+' spread combination as a tandem rather than two singles.
- Escorts
 - One escort
 - Over 90' in length
 - Over 14' in width (a few routes require an escort for over 12' wide)
 - Over 16' in height (requires route survey)
 - Two escorts
 - Over 110' in length
 - Police escort and flagmen
 - Over 20' in width
- Banner & safety regulations
 - Banner
 - "OVERSIZE LOAD" or "WIDE LOAD" signs required on front of towing unit and on rear of load for any oversize, overweight, or even overweight only load.
 - Signs must be 5' long, 1' high, with black letters at 10" high and a yellow background
 - Flags
 - Red flags at least 12" square must be at front right and left sides of towing unit and at each corner of the load.
 - Lights
 - Towing vehicles pulling oversize loads that exceed 12' wide may display an amber rotating flashing beacon atop the cab.
- Operating times and restrictions
 - Daylight travel, one half hour before sunrise to one half hour after sunset, Monday through Saturday.
 - If overweight only, continuous travel is allowed.
 - Continuous travel is also allowed if not exceeding 10' wide, 14'6" high, 120' long, and/or 140,000 lbs.
 - Movement is prohibited between the hours of 7:00 am to 9:00 am and 4:00 pm to 6:00 pm in the municipalities of Albuquerque, Santa Fe, and Espanola.

New Mexico (Cont.)

- In Santa Fe, movement is also prohibited between the hours of 11:30am – 1:30pm, except for SR599. Curfew times do not apply to I-25 through Santa Fe, but they do apply on Interstates in Albuquerque.
- No movement is allowed when any weather condition restricts visibility to less than 1000' or when wind speed is 25 mph or more.
- Holidays
 - No travel on major holidays, closures may start at noon the day before the holiday.
- Fines
 - 1,000 – 3,000 lbs.
 - \$50
 - 3,001 – 4,000 lbs.
 - \$80
 - 4,001 – 5,000 lbs.
 - \$150
 - 5,001 – 6,000 lbs.
 - \$250
 - 6,001 – 7,000 lbs.
 - \$400
 - 7,001 – 8,000 lbs.
 - \$550
 - 8,001 – 9,000 lbs.
 - \$700
 - 9,001 – 10,000 lbs.
 - \$850
 - 10,001 + lbs.
 - \$1,000
- DOT phone number
 - 505-476-2475

New York

- Legal dimensions
 - Length: 53' semitrailer on designated highway system and New York access highways, 65' overall length on non-qualifying highways, in New York City and on New York Thruway.
 - New York City: 53' semitrailers and units longer than 65' overall only legal on I-95, I-295, and I-495 traveling from the George Washington Bridge to Long Island.
 - Otherwise 55' is legal length in NYC
 - Width: 8'6" (8' in NYC and roads with less than 10' wide travel lanes)
 - Height: 13'6"
 - Weight: 80,000 lbs. gross
 - Single – 22,400 lbs.
 - Tandem – 36,000 lbs.
 - Tridem – 54,000 lbs.
 - Axles less than 46" apart are considered as one axle.

New York (Cont.)

■ Permits

- Valid for five travel days
- New York City permits are good for one several hour period, day or night depending on dimensions and routes.
- New York Thruway usually one to three days
- Limits
 - Length: state determines on individual basis
 - Overhang
 - Maximum rear overhang shall not exceed 1/3 length of load, 2/3 of which must rest on the trailer bed.
 - Front overhang may not exceed 15'
 - Width: State determines on individual basis, except for NY Thruway where 16' is maximum for width.
 - Height: 14' and over (13'6" on Thruway) requires route survey
 - Single axle – depends on route and tire size
 - Tandem axle – 50,000 lbs.
 - Quad axle – depends on route and tire size
 - Five axles – 120,000 lbs.
 - Six axles – 130,000 lbs.
 - Seven axles – 140,000 lbs
 - Super Loads: Any vehicle or combination which is:
 - Over 16' wide
 - 16' or greater in height
 - Over 160' in length
 - 200,000 lbs. or greater in gross weight
 - At least two weeks are required for Super Load approval.

■ Escorts

- One escort
 - 80 – 99' 11" in length
 - Over 65' in length NYC
 - Over 10' front or rear overhang
 - Over 12' in width
 - Over 11' in width in NYC
 - Over 14'
 - Over 13'6" in Long Island
- Two escorts
 - Over 100' in length
 - Over 65' in length in Long Island
 - Over 16' in width
 - Over 14' in width in NYC
- Three escorts
 - Over 100' in length on two-lane highways
 - Over 160' in length

New York (Cont.)

- Police escort
 - Over 16' in width
 - Over 15' in width in NY Thruway
 - Over 16' in height
 - Over 200,000 lbs. gross weight
 - Also required whenever a vehicle must centerline a bridge or highway.
 - Also required if permit vehicle cannot maintain normal highways speeds, within 20mph of posted speed rear corners. Use amber lights on load extensions on the side of the load.
- Banner & safety regulations
 - Banner
 - Any load greater than 12' wide and/or longer than 65' require "OVERSIZE LOAD" warning signs on front and back.
 - Signs must be 7' long, 18' high, with black 10" high letters on yellow background.
 - Flags
 - Must have square 18" red or orange fluorescent flags attached to all corners and any extremities, protrusions or extensions.
 - Lights
 - Must have one amber revolving light on top of towing vehicle at all times.
 - For uniform oversize loads at night, use amber lights at the forward corners/extremities, and red light at the rear corners. Use amber lights on load extensions on the side of the load.
 - For rear overhang of 2' or less, red lights are required at the corners of the load.
 - If load extends more than 2', place red lights at the extreme corners and amber lights every 6' along the sides. At least one amber light on each side for a load extending more than 2' but less than 6'.
- Operating times and restrictions
 - Daylight only, one half hour before sunrise to one half hour after sunset, Monday through Friday, and travel until 12:00 pm on Saturday, if not over 12' wide, 85' long, legal height, and "able to maintain traffic flow speed". This includes I-84 and other NY Thruways.
 - Overweight only up to 96,000 lbs. may travel 24/7.
 - New York City: Night travel may be allowed, or it may be required in New York City or on Long Island, depending on dimensions.
 - At 14' wide, 14' high, 90' long, there is no travel in business districts between 7:00 am to 9:00 am and 4:00 pm to 6:00 pm
 - At 16' wide, 15' high, 100' long or great, there is not state travel between 7:00 am to 9:00 am and 4:00 pm to 6:00 pm.
 - New York City requires a separate permit. The travel restrictions are numerous and permits/escorts are expensive.
 - If over 10' wide, except on Interstate and truck routes, has to be a night move (10:00 pm to 5:30 am, Monday through Thursday, and 12:01 am to 5:30 am Friday night to Saturday morning, and Sunday night to Monday Morning).
 - On Interstate and George Washington Bridge only, over 10' and less than 12' wide may travel Monday through Friday 11:00 am to 2:00 pm.
 - Over 80,000 lbs. gross weight has to be a night move, route survey required to get permit.
 - Special permission may also be needed on bridges going into NYC.

New York (Cont.)

- NY Thruway
 - Separate permit is needed for the Thruway. Thruway includes I-87 (NYC to Albany), I-95 (NYC to Connecticut), I-287 (connecting I-87 with I-95), I-90, and I-90 (connecting Buffalo with Niagara Falls). Loads over 13'6" heights are not allowed.
- Holidays
 - No travel on major holidays. Travel usually shuts down 12:00 pm the day before a holiday or holiday weekend.
- Fines
 - 0 – 2,000 lbs.
 - \$50
 - 2,000 – 3,000 lbs.
 - \$75
 - 3,000 – 4,000 lbs.
 - \$100
 - 4,000 – 5,000 lbs.
 - \$200
 - 5,000 – 6,000 lbs.
 - \$300
 - 6,000 – 7,000 lbs.
 - \$400
 - 7,000 – 8,000 lbs.
 - \$500
 - 8,000 – 9,000 lbs.
 - \$600
 - 9,000 – 10,000 lbs.
 - \$700
 - 10,000 – 15,000 lbs.
 - \$1,200
 - 15,000 – 20,000 lbs.
 - \$1,700
 - 20,000 – 25,000 lbs.
 - \$2,200
 - 25,000 – 30,000 lbs.
 - \$2,700
 - 30,000 – 35,000 lbs.
 - \$3,200
 - 35,000 – 40,000 lbs.
 - \$3,700
 - 40,000 – 45,000 lbs.
 - \$4,200
 - 45,000 – 50,000 lbs. +
 - \$4,700

New York (Cont.)

- DOT phone number
 - 518-457-6512

North Carolina

- Legal dimensions
 - Length:
 - 53' trailer on designated highways
 - For 53' trailer, no overall designated length on Interstates or federally designated highways
 - 48' trailer on all other roads
 - No overall designated legal length on all highways for 48' trailer
 - 60' overall on all non-designated (this is most routes in NC)
 - Overhang: 5' front, 5' rear
 - Width: 8'6" Interstate and designated highways, 8' on other roads
 - Height: 13'6"
 - Weight: 80,000 lbs. gross
 - Single axle – 20,000 lbs.
 - Tandem axle – 38,000 lbs.
 - Tridem axle – depends on spacings
- Permits
 - Valid for 10 days
 - Limits
 - Length: 105', beams and girders maximum 120'
 - Width: 15'
 - Height: Determined by route. Loads over 14' may take extra processing time
 - Weight:
 - Steer axle – 20,000 lbs.
 - Single axle – 25,000 lbs.
 - Tandem axle – 50,000 lbs.
 - Tridem axle – 60,000 lbs.
 - Quad axle – 68,000 lbs.
 - Five axles – 112,000 lbs.
 - Six axles – 120,000 lbs.
 - Seven axles – 132,000 lbs.
 - Weight over 132,000 lbs. or widths over 15' are considered Super Loads. Letter from shipper must be included with a Super Load application.
- Escorts
 - One escort
 - Over 110' in length
 - Over 15' front or rear overhang
 - Over 14'5" in height
 - Over 13'11" for I-40 tunnels near TN line, eastbound
 - Over 14'2' for I-40 tunnels near TN line, westbound

North Carolina (Cont.)

- Over 149,999 lbs.
- Two escorts
 - Over 150' in length
 - Over 14' in width on two-lane or two-way roads (over 15' may require police escorts)
- Banner & safety regulations
 - Banner
 - Signs must be placed on front and rear stating "OVERSIZE LOAD" or "WIDE LOAD"
 - Signs must 7' long and 18" high with black lettering at 10" high and a yellow background.
 - Flags
 - Flags required on all loads wider than 8'6"
 - All flags are to be red or orange and 18" square, placed at each corner and at the widest point of over width.
 - Lights
 - Red brake lights must be displayed on any rear overhang.
 - Headlights must be on during highway movement.
 - Red or amber lights must be at rear of overhang, visible for 200' away.
- Operating times and restrictions
 - Sunrise to sunset, Monday through Saturday with no Sunday travel.
 - Overweight only, not exceeding 112,000 lbs. gross and traveling only on Interstate routes may travel 24/7, but it must be request with the permit order.
 - Loads over 10' wide are restricted within a 10-mile radius of the following cities:
 - Charlotte, Raleigh, Durham, and Chapel Hill from 7:00 am to 9:00 am and 4:00 pm to 6:00 pm
 - Loads over 14' high are subject to speed and escort restriction in I-40 tunnels near the Tennessee line.
- Holidays
 - No travel on major holidays or holiday weekends.
- Fines
 - 0 – 1,000 lbs.
 - 4 cents per lb.
 - 1,001 – 2,000 lbs.
 - 6 cents per lb.
 - Over 2,000 lbs.
 - 10 cents per lb.
- DOT phone number
 - 888-221-8166

North Dakota

- Legal dimensions
 - Length: 53' semitrailer and load, 75' overall including rear overhang
 - Width: 8' 6"
 - Height: 14'
 - Weight: 80,000 lbs. gross
 - Single axle – 20,000 lbs.

North Dakota (Cont.)

- Tandem axle – 34,000 lbs.
- Tridem axle – 48,000 lbs.
- Divisible loads exceeding 80,000 lbs.: You can exceed 80,000 lbs. gross without a permit on state highways as long as you are legal on all axle/group weights and you are licensed for at least the amount of your gross weight. If you need any Interstate route, you will need to get an “Interstate Permit”.
- Permits
 - Valid for three days
 - Limits
 - Length: 120’
 - Width: 18’
 - Height: 18’
 - Weight:
 - Steer axle – 12,200 lbs. for 11’ tires
 - Single axle – 24,000 lbs.
 - Tandem axle – 45,000 lbs.
 - Tridem axle – 60,000 lbs
 - Quad axle – 68,000 lbs.
 - Loads exceeding these dimensions or over 150,000 lbs. are considered Super Loads.
- Escorts
 - One escort
 - Over 120’ in length
 - Over 14’6” to 16’ in width on two-lane highways (rotating or flashing amber lights may be used in lieu of escort).
 - Over 16’ in width on four-lane highway
 - Over 18’ in height (must obtain written clearances from utility companies)
 - Two escorts
 - Over 16’ in width on two-lane highways
 - Over 18’ in width
- Banner & safety regulations
 - Banner
 - Loads that exceed 75’ in length and/or 8’6” in width must display an “OVERSIZE LOAD” sign on the front and rear.
 - Signs must be 5’ long, 12” high, and have black letters 8” high with a yellow background.
 - Flags
 - All over-dimensional vehicles and loads must have minimum 18” square red or bright orange flags displayed on the front and rear.
 - Lights
 - Permitted vehicles traveling the half hour prior to sunrise and half hour after sunset will need to have
 - Society for Automotive Engineers (SAE) approved Class 1 light and reflectors, which include clearance lights visible from the front, rear, and side marking the outermost portion of the vehicle and load which extends beyond 8’6”.
 - One or two rotating or flashing amber lights must be mounted above the cab visible from 500’ away.

North Dakota (Cont.)

- Operating times and restrictions
 - Sunrise to sunset, including weekends
 - Except for loads over 16' wide and 110' long-can only travel Saturday after 1:00 pm or all-day Sunday
 - Overweight only can have continuous travel
- Holidays
 - Travel may be restricted on major holidays or holiday weekends depending on dimensions.
- Fines
 - 0 – 1,000 lbs.
 - \$20
 - 1,001 – 2,000 lbs.
 - \$40
 - 2,001 – 3,000 lbs.
 - \$60
 - 3,001 – 4,000 lbs.
 - \$140
 - 4,001 – 5,000 lbs.
 - \$220
 - 5,001 – 6,000 lbs.
 - \$305
 - 6,001 – 7,000 lbs.
 - \$380
 - 7,001 – 8,000 lbs.
 - \$495
 - 8,001 – 9,000 lbs.
 - \$575
 - 9,001 – 10,000 lbs.
 - \$655
 - 10,001 – 11,000 lbs.
 - \$1,100
 - 11,001 – 12,000 lbs.
 - \$1,200
 - 12,001 – 13,000 lbs.
 - \$1,300
 - 13,001 – 14,000 lbs.
 - \$1,680
 - 14,001 – 15,000 lbs.
 - \$1,800
 - 15,001 – 16,000 lbs.
 - \$1,920
 - 16,001 – 17,000 lbs.
 - \$2,550

North Dakota (Cont.)

- 17,001 – 18,000 lbs.
 - \$2,700
- 18,001 – 19,000 lbs.
 - \$2,850
- 19,001 – 20,000 lbs.
 - \$3,000
- 20,001 – 21,000 lbs.
 - \$4,200
- 21,001 – 22,000 lbs.
 - \$4,200
- 22,001 – 23,000 lbs.
 - \$4,600
- 23,001 – 24,000 lbs.
 - \$4,800
- 24,001 – 25,000 lbs.
 - \$5,000
- 25,001 – 26,000 lbs.
 - \$5,200
- 26,001 – 27,000 lbs.
 - \$5,400
- 27,001 – 28,000 lbs.
 - \$5,600
- 28,001 – 29,000 lbs.
 - \$5,800
- 29,001 – 30,000 lbs.
 - \$6,000
- DOT phone number
 - 701-328-2621

Ohio

- Legal dimensions
 - Length: 53' semitrailer and load
 - Overhang: 53' semitrailer including rear overhang (overhang off of front of trailer does not count)
 - Width: 8'6"
 - Height: 13'6"
 - Weight: 80,000 lbs. gross
 - Single axle – 20,000 lbs.
 - Tandem axle – 34,000 lbs.
 - Tridem axle – 48,000 lbs.
- Permits
 - Valid for five days

Ohio (Cont.)

- Limits
 - No set maximum on length
 - Width: 14'
 - Height: 14'6"
 - Ohio won't permit over 14'6" height on a step deck when it could be a lower trailer
 - Any move over 14'10" high shall be required to coordinate the move with the owners of all overhead signs, signals, utilities, etc.
 - Moves over 15'6" are not permitted
 - Weight:
 - Single axle – 29,000 lbs. (distance of 16' or more from adjacent axle)
 - Tandem axle – 46,000 lbs. (4' – 4'5" spacing) to 47,000 lbs. (4'6" – 5'5" spacing)
 - Tridem axle – 60,000 lbs. (axle spacing at least 4'1")
 - Quad axle – 80,000 lbs. with at least 4'1" spacings
 - Loads exceeding these dimensions are considered Super Loads.
- Escorts
 - One escort
 - Over 90' in length
 - Over 13' in width
 - Over 14'6" in height
 - Two escorts
 - Over 14'6" in width
 - Over 14'10" in height
 - If more than one of these conditions exist (example, over 90; long and over 13' wide)
 - Police escort
 - Over 16' wide
 - Over 13' wide and over 120,000 lbs. gross weight
 - Depending on routes when it comes to height dimension
- Banner & safety regulations
 - Banners
 - "OVERSIZE LOAD" warning signs are required on front and rear of any vehicle/load with an overall width of 10' or more or exceeding maximum length.
 - Signs must be 7' long, 18" high with black letters at 10" high and a yellow background.
 - Flags
 - All oversize loads require 18" square red or orange flags at the corners of load and the widest extremities. They are also required at the corners or tip over any overhang.
- Operating times and restrictions
 - Daylight only, one half hour before sunrise to one half hour sunset, including weekends for up to 12' wide.
 - Loads over 12' wide are permitted until 3:00 pm on Friday, Saturday.
 - Overweight only and not over 53' trailer and load length can have continuous travel provided they can keep up with traffic.
 - Movement of vehicles/load over 12' wide is prohibited within many counties between 6:30 am to 9:00 am and 4:30 pm to 6:00 pm, Monday through Friday. For the list of counties refer to the Ohio Provisions
 - Form OS-1A, a required permit accompaniment.

Ohio (Cont.)

- Ohio does not allow for any access off permitted route for fuel, food, etc. If you want to stop at a truck stop, it is supposed to be included on the permit.
- Ohio Turnpike
 - Driver must phone from pullover clearance for the Turnpike. Permits are issued at the entering toll plaza.
 - Maximum width is 10' for continuous travel.
 - Over 11' wide or 112' long requires a. pilot car and prior authorization.
 - Maximum height is 13'6" during construction season, 14' at other times.
 - Maximum length without pre-approval is 112'.
 - Maximum gross weight allowed is 90,000 lbs. without pre-approval.
- Holidays
 - Over-dimensional loads are usually not allowed to travel from 12:00 pm the weekday before major holidays until sunrise the following weekday.
- Fines
 - 0 – 2,000 lbs.
 - \$80
 - 2,001 – 5,000 lbs.
 - \$100 + \$1 per 100 lbs.
 - 5,001 – 10,000 lbs.
 - \$130 + \$2 per 100 lbs.
 - Over 10,000 lbs.
 - \$160 + \$3 per 100 lbs.
- DOT phone number
 - 614-351-2300

Oklahoma

- Legal dimensions
 - Length: 59'6" semitrailer and load are legal on all Interstate routes and many US Highways.
 - 53' semitrailer and load on other routes
 - Width: 8'6" (8' on any highway having a surface width of less than 20')
 - Height: 13'6"
 - Weight: 80,000 lbs. gross on Interstate, 90,000 lbs. gross on non-Interstate with legal tandem and tridem weights.
 - Single axle – 20,000 lbs.
 - Tandem axle – 34,000 lbs.
 - Tridem axle – 42,000 lbs.
- Permits
 - Valid for three days
 - Limits
 - Length: no set maximum
 - Width: 16'
 - Height: depends on routes

Oklahoma (Cont.)

- Weight:
 - Single axle – 20,000 lbs.
 - Single axle – 20,000 lbs.
 - Tandem axle – 40,000 lbs. (with at least 4'3" spacing) or 39,000 lbs. (less than 4'3" spacing)
 - Tridem axle – 60,000 lbs. (57,000 lbs. with 4'2" spacing)
 - Quad axle – 65,000 lbs.
 - Steer axle – 15,000 lbs. (minimum spacing of 15' steer to first drive axle)
- Escorts
 - One escort
 - Over 80' in length on two-lane highways
 - Over 12' wide on all highways
 - Two escorts
 - Over 100' in length on two-lane highways
 - Over 14' wide on two-lane highway
 - Over 16' wide on multi-lane highways
 - Over 15'8" in height on all highways (utilities and railroads along route must be contacted in advance of the move)
- Banner & safety regulations
 - Banner
 - All oversized loads require warning signs on front and rear of vehicle/load saying, "OVERSIZE LOAD" or "WIDE LOAD".
 - Signs must be 5' long and 14" high with black letters 8" high and a yellow background.
 - Flags
 - All over-dimensional vehicles must have 18" square red or bright orange flags displayed at all four corners of load and at any protrusions or extensions, including any rear overhang over 4'.
- Operating times and restrictions
 - Daylight travel only, one half hour before sunrise to one half hour after sunset, seven days a week.
 - Overweight only can have continuous travel but must be request when ordering permit.
 - Oversize load movements are not allowed on Interstate system through Cleveland, Oklahoma, and Tulsa counties between 7:00 am to 9:00 am and 3:30 pm to 6:00 pm, Monday through Friday (not applicable to overweight only)
 - Oklahoma Turnpikes
 - Loads up to 9'6" wide are permitted without requiring a Pike Pass.
 - Loads over 9'6" wide, up to 11'6" wide (and up to 13'6" wide on Cherokee Turnpike only) need a Pike
 - Pass reference number for permitting.
 - Maximum weight for turnpikes is 108,000 lbs. gross.
- Holidays
 - No permit travel allowed on major holidays.
- Fines
 - 0 -2,000 lbs.
 - \$208.90

Oklahoma (Cont.)

- 2,001 – 3,000 lbs.
 - \$258.90
- 3,001 – 4,000 lbs.
 - \$308.90
- 4,001 – 5,000 lbs.
 - \$358.90
- 5,001 – 6,000 lbs.
 - \$408.90
- 6,001 – 7,000 lbs.
 - \$458.90
- 7,001 – 8,000 lbs.
 - \$508.90
- 8,001 – 9,000 lbs.
 - \$558.90
- 9,001 – 10,000 lbs.
 - \$608.90
- Over 10,001 lbs.
 - \$628.90
- DOT phone number
 - 405-425-2424

Oregon

- Legal dimensions
 - Length: 53' semitrailer
 - Overhang: 5'
 - Width: 8'6"
 - Height: 14'
 - Weight: 80,000 lbs. gross
 - Single axle – 20,000 lbs.
 - Tandem axle – 34,000lbs.
 - Tridem axle – depends on spacings
- Permits
 - Valid for 10 days
 - Limits
 - Length: 105'
 - Overhang: Rear overhang not to exceed 1/3 of wheelbase of the tractor/trailer combination.
 - Width: 16'
 - Height: Depends on routes
 - Weight:
 - Single axle – 21,500 lbs.
 - Tandem axle – 43,000 lbs.

Oregon (Cont.)

- Tridem axle – 57,600 lbs. for 8'6" spacings, 58,800 lbs. for 9' spacings, 64,500 lbs. for 10' spacings.
- Steer axle – 600 lbs. per inch of tire width
- Loads exceeding the following are considered Super Loads and may take extra time for approval:
 - 16' wide on Interstate
 - 14' wide on two-lane highways
 - Over 17' high
 - Over 150' long
- Escorts
 - One escort
 - Over 120' in length on Interstate and multi-lane highways
 - Over 14' in width on Interstate and multi-lane highways
 - Over 14'6" in height on all roads
 - Over 105' in length on two-lane "green" routes
 - Over 12' in width on two-lane "green" routes
 - Over 95' in length on all other two-lane routes
 - Over 9' in width on all other two-lane routes
 - Two escorts
 - Over 120' in length on all two-lane routes
 - Over 14' in width on two-lane "green" routes
- Banner & safety regulations
 - Banner
 - All wide loads and vehicle/loads over 80' long require a banner on front and rear of vehicle/load stating, "OVERSIZE LOAD".
 - Banners must be 7' wide, 18" high, with black 10" high letters on a yellow background.
 - Flags
 - Red or orange fluorescent flags at least 18" square must be attached to the outermost extremities of the load during daylight hours.
 - Lights
 - End load lights are required for operation when visibility is less than 500' due to darkness or reduced visibilities.
 - When traveling at night with a wide load, the outermost extremities must be illuminated by lamps or marker lights, front with amber and rear with red.
 - When width exceeds 10' on a two-lane highway or 12' on a multi-lane highway, amber warning lights are required on the cab, unless operating with a minimum of two pilot cars.
- Operating times and restrictions
 - Oversized loads may travel during daylight hours only (one half hour before sunrise to one half hour after sunset) seven days a week from Labor Day to Memorial Day.
 - From Memorial Day to Labor Day, Saturday travel is allowed from sunrise to noon. If width does not exceed 14', can travel weekend daytime hours only on Interstate highways west of the summit of the Cascade Mountains, and on any authorized highway east of the summit of the Cascade Mountains.
 - Up to 10' wide and on "green" routes and up to 12' wide on Interstates are allowed night travel.

Oregon (Cont.)

- In Portland, Salem, Eugene, Grants Pass, and Medford urban areas, on non-Interstate highways, on I-5 in Portland from Washington line to junction of OR217, and in Medford on I-5 between exits 24 and 33, travel is not allowed for over 12' wide from 7:00am to 9:00am and 3:00pm to 6:00pm. Over 14' wide must see provision sheet for additional curfew areas.
- Fines
 - 1,000 lbs. or less
 - \$100
 - 1,001 to 2,000 lbs.
 - \$150
 - 2,001 to 3,000 lbs.
 - \$200
 - 3,001 to 5,000 lbs.
 - \$300
 - 5,001 to 7,500 lbs.
 - \$0.15 per lb. of excess weight
 - 7,501 to 10,000 lbs.
 - \$0.16 per lb. of excess weight
 - 10,001 to 12,500 lbs.
 - \$0.20 per lb. of excess weight
 - Over 12,500 lbs.
 - \$0.24 per lb. of excess weight
- DOT phone number
 - 503-373-0000

Pennsylvania

- Legal dimensions
 - Length: 53' semitrailer
 - If combination is legal without load, no permit required if load is 70' or less or if overall length is 85' or less and load is non-divisible.
 - Overhang: up to 6' rear overhang allowed on a divisible load. No overhang is legal unless it is non-divisible.
 - Width: 8'6" designated highways, 8' other roads.
 - Height: 13'6"
 - Weight: 80,000 lbs.
 - Steer axle – 20,000 lbs.
 - Single axle – 20,000 lbs.
 - Tandem axle – 34,000 lbs.
 - Tridem axle – 42,500 lbs.
- Permits
 - Valid for seven days
 - Limits
 - Length: 120', 160' if on four-lane highways

Pennsylvania (Cont.)

- Width: 16'
- Height: 14'6"
- Weight:
 - Single axle – 27,000 lbs.
 - Tandem axle – 52,000 lbs.
 - Tridem axle – 63,000 lbs.
 - Quad axle – 72,000 lbs.
- Loads exceeding 201,000 lbs. gross weight, width over 16', or 160' overall length are considered Super Loads.
- Escorts
 - One escort
 - Over 90' in length
 - Over 15' overhang
 - Over 13' in width
 - Over 14'6" in height
 - If permit reduced speeds over bridges
 - Two escorts
 - If both length exceeds 90' and width exceeds 13', two escorts (front and rear) are required on all two-lane highways.
 - If permit requires load to be only vehicle on a bridge, or to occupy more than one lane of traffic on a bridge.
 - Police escort
 - Over 160' in length
 - Over 16' in width
 - Over 201,000 lbs. gross weight
 - When over the following in Philadelphia:
 - 11'5" wide
 - 14' high
 - 75' long
 - 145,000 lbs.
- Banner & safety regulations
 - Banner
 - All oversized loads must have signs that read "OVERSIZE LOAD" on front and rear. Signs must be 7' long by 18" high with black letters 10" high on a yellow background.
 - Flags
 - Points of excessive length and/or width must be marked with red or fluorescent orange warning flags at least 18' square.
 - Lights
 - When an oversize movement is made within an urbanized area between 3:00 am to sunrise, the permitted vehicle and load shall be illuminated with additional lighting on all sides so as to be clearly visible from 1000' in all directions.
 - Headlamps and rear lights of permitted vehicle are to be illuminated when moving.

Pennsylvania (Cont.)

■ Operating times and restrictions

- Daylight only, sunrise to sunset Monday through Friday. Saturday is sunrise until noon.
- Overweight only, not exceeding 107,000 lbs., not exceeding 70' overall length, and able to operate at prevailing speeds can have continuous travel.
- Over 10' wide and/or 85' in length are not allowed any weekend travel.
- Inside urban areas (see the map that will be included with provision sheets), except for any holidays, movement is allowed seven days a week from 9:00 pm to 4:00 pm and 7:00 pm to sunset. Also, from 3:00 am to 7:30 am with two pilots and special lighting requirements.
- City permit is required for Philadelphia for all routes except Interstates.
- Pennsylvania Turnpike
 - A permit must be ordered in advance if width is over 10', length is over 85', height is over 13'6", gross weight is over 125,00 lbs., or any axle weight is over 22,400 lbs.
 - Height over 13'6" is not allowed on the mainline I-76.
 - Over 11' wide, over 90' long, or over 15' rear overhang requires a pilot car.
 - From Memorial Day to Labor Day, over-dimensional loads can travel between dawn to dusk Monday through Thursday, and dawn to noon on Friday.
 - After Labor Day and until Memorial Day, they can travel dawn to dusk Monday through Friday and dawn to noon on Saturday.
 - Gross weight of 80,000 – 100,000 lbs. is moderately expensive, with over 100,000 lbs. being more expensive.
 - PA Turnpike phone number: 717-939-9551 extension 2980

■ Holidays

- Permit travel is usually not allowed from noon the day before the six major holiday and holidays weekends until the following weekday.

■ Fines

- 0 – 1,000 lbs.
 - \$162
- 1,001 – 1,500 lbs.
 - \$203
- 1,501 – 2,000 lbs.
 - \$244
- 2,001 – 2,500 lbs.
 - \$320
- 2,501 – 3,000 lbs.
 - \$443
- 3,001 – 3,500 lbs.
 - \$525
- 3,501 – 4,000 lbs.
 - \$607
- 4,001 – 4,500 lbs.
 - \$689
- 4,501 – 5,000 lbs.
 - \$807

Pennsylvania (Cont.)

- 5,001 – 6,000 lbs.
 - 4 cents per lb. + surcharge +added penalties
- 6,001 – 7,000 lbs.
 - 6 cents per lb. + surcharge +added penalties
- 7,001 – 8,000 lbs.
 - 8 cents per lb. + surcharge +added penalties
- 8,001 – 10,000 lbs.
 - 15 cents per lb. + surcharge +added penalties
- 10,001 lbs. +
 - 20 cents per lb. + surcharge +added penalties
- DOT phone number
 - 717-787-4680

Rhode Island

- Legal dimensions
 - Length: 53' semitrailer Interstate and designated highways, 48' other roads
 - Overhang: 3' front, 6' rear
 - Width: 8'6"
 - Height: 13' 6"
 - Weight: 80,000 lbs. gross
 - Single axle – 22,400 lbs.
 - Tandem axle – 36,000 lbs.
 - Tridem axle – 42,000 with axle spacings less than 4'6", 42,750 lbs. with 4'6"
- Permits
 - Valid for five days.
 - Limits
 - Length, height, and width are determined by routes and their dimensions. No set limits.
 - Weight:
 - Determined by spacings, usually 22,500 lbs. per axle is permitted.
 - Five, six, or seven axles – depends on spacings, weight and routing.
 - Over 200,000 lbs., an outside engineering firm must survey the routes.
- Escorts
 - One escort
 - Over 80' in length
 - Over 15' in overhang
 - Over 12' in width
 - Over 14' in height
 - Two escorts
 - Over 90' in length
 - Over 14'6" in width
 - Some metropolitan areas may require police escorts.

Rhode Island (Cont.)

- Banner & safety regulations
 - Banner
 - All over width loads must have an “OVERSIZE LOAD” banner on the front and rear of the vehicle or load.
 - Signs must be 7’ long, 18” high, with black letters 10” high and on a yellow background.
 - Flags
 - All over width loads require 18” square red or orange fluorescent flags.
 - At least two and up to six flags must be attached to the extremities of the load.
 - Overhang of more than 4’ to be marked with one or two flags (two if wider than 2’).
 - Lights
 - Load vehicles must travel with load beam headlights at all times.
- Operating times and restrictions
 - Travel is permitted one half hour before sunrise and one half hour after sunset. No weekend travel is permitted.
- Holidays
 - No travel on major holidays and on VJ Day (2nd Monday in August). Movement may be restricted after 12:00 pm the day before a holiday.
- Fines
 - Less than 10,000 lbs.
 - \$65 per lb. overweight
 - Greater than 10,000 lbs.
 - \$125 per lb. overweight
- DOT phone number
 - 401-222-2450

South Carolina

- Legal dimensions
 - Length: 53’ semitrailer and load
 - Overhang: 5’ rear overhang on a 48’ semitrailer, none on a 53’
 - SC will not permit overhang with multiple pieces.
 - Width: 8’6” Interstate and designated highways
 - Height: 13’6”
 - Weight: 80,000 lbs. gross
 - Single axle – 20,000 lbs.
 - Tandem axle – 34,000 lbs.
 - Tridem axle – 35,200 lbs. depending on spacings
- Permits
 - Valid for seven days
 - Limits
 - Length: 125’
 - Overhang: 3’ front, 10’ rear on 48’-53’ semitrailer
 - Width: 16’
 - Height: No set limits, determined by route. Must be at least 6” less than any overhead structure.

South Carolina (Cont.)

- Weight:
 - Single axle – 20,000 lbs.
 - Tandem axle – 40,000 lbs.
 - Tridem axle – 60,000 lbs.
 - Quad axle – 80,000 lbs.
 - Five axles – 90,000 lbs.
 - Six axles – 110,000 lbs.
 - Seven axles – 130,000 lbs.
- Loads exceeding these dimensions are considered Super Loads.
- Escorts
 - One escort
 - Over 10' rear overhang
 - Over 12' in width on two-lane highways
 - Two escorts
 - Over 14' in width
 - Three escorts
 - Over 16' in width (may also require police escort)
- Banner & safety regulations
 - Banner
 - On all loads 12' wide or more, front and rear signs stating "WIDE LOAD" or "OVERSIZE LOAD" are required.
 - Letters must be 12" high, black and have a yellow background.
 - Flags
 - Any load which extends beyond the sides more than 4" or 4' beyond the rear is required to have the extremities of the load marked with a 12" square red flag.
 - On all loads 12' wide or more, red flags must also be displayed at all four corners of the load.
 - Lights
 - On any load over 14' to 16' wide, a rotating amber beacon or strobe light is required on each outer rear corner of the load.
 - For loads in excess of 12' to 14' wide, a rotating amber beacon or strobe light is required on the rear of the load.
- Operating times and restrictions
 - Daylight only, one half hour after sunrise to one half hour before sunset, Monday through Saturday. No Sunday travel.
 - Overweight only, not exceeding 130,000 lbs. gross, may have continuous travel if they can maintain traffic flow speed.
 - Over 130,000 lbs. may travel Monday through Friday only.
 - No loads over 12' to 15' wide are to be moved over state highways in close proximity to large urban areas between the hours of 7:00 am to 9:00 am and 3:00 pm to 6:00 pm on school days, and 4:30 pm to 6:00 pm on other days.
 - Loads over 15' to 16' wide must be moved between the hours of 9:00 am to 3:00 pm on school days and 9:00 am to 4:00 pm on other days.

South Carolina (Cont.)

- Routes between I-95 and the Myrtle Beach area are prohibited on Friday and Saturday from Memorial Day through Labor Day.
- Holidays
 - No travel on major holidays and holiday weekends.
- Fines
 - 500 – 3,500 lbs.
 - 4 cents per lb. overweight
 - 3,501 – 6,000 lbs.
 - 6 cents per lb. overweight
 - 6,001 lbs. +
 - 10 cents per lb. overweight
- DOT phone number
 - 855-467-2368

South Dakota

- Legal dimensions
 - Length: 53' semitrailer, overall length not limited
 - Overhang: 3' front, 4' rear, or 53' trailer and load
 - Width: 8'6"
 - Height: 14'
 - Weight: 80,000 lbs. gross
 - Single axle – 20,000 lbs.
 - Tandem axle – 34,000 lbs.
 - Tridem axle – 42,000 lbs.
 - Steer axle may not exceed 600 lbs. per inch of tire width
 - Divisible loads exceeding 80,000 lbs.: You can exceed 80,000 lbs. gross without a permit on state highways as long as you are legal on all axle/group weights and are licensed for at least the amount of your gross weight. If you need any Interstate route, you will need to get an "Interstate Permit".
- Permits
 - Valid for three days
 - Limits
 - Length, height, and weight depend on routes.
 - Weight:
 - Single axle – 24,000 lbs.
 - Tandem axle – 46,000 lbs.
 - Tridem axle – 60,00 lbs.
 - Quad axle – 68,000 lbs.
 - Steer axle – 600 lbs. per inch of tire width
- Escorts
 - One escort
 - Over 130' in length
 - Over 16' in width on Interstate highways

South Dakota (Cont.)

- Over 20' in width on most state highways
- Multiple escorts are required if the load extends more than 2' into adjacent driving or passing lanes, or if traffic cannot pass without the permitted vehicle or passing vehicle driving on the shoulder of the road.
- Black Hills area, except on US 16 from Rapid City to Keystone, WY & US 18: over 10' wide requires one escort.
- Banner & safety regulations
 - Banner
 - Warning signs must be displayed on all vehicles issued an oversize permit if they exceed 95' in length, 12' in width, or operate during nighttime hours.
 - Operation at nighttime requires reflectorized or lighted signs.
 - Acceptable sign text includes, "OVERSIZE LOAD", "WIDE LOAD", "LONG LOAD".
 - Signs must be on front and back.
 - Signs must be at least 18" high and 84" long. Letters must be 10" and black on a yellow background.
 - Flags
 - Red or orange warning flags at least 18" square must be displayed on all oversize loads.
 - Flags are required on all four corners on loads wider than 8'6" or if the front projections exceed 3', rear projections beyond 4'.
 - Flags are required for front and rear projections of 2' or more: one flag if less than 2' wide, two flags if wider than 2'.
 - Lights
 - Nighttime travel: For loads extending 4' or more, one or more amber lamps and reflectors must be on the forward extremities of the load.
 - One or more amber lamps and reflectors must be visible from the front, side, and rear, marking any portion of the projecting load that extends beyond its foremost and near most edge.
- Operating times and restrictions
 - Daylight only, one half hour before sunrise to one half hour after sunset, including weekends.
 - Loads not exceeding 10' wide, 14'6" high, and 110' overall length may travel on Interstate highways continuously and within a two mile radius of Interstate Highway interchanges on state highways.
 - Overweight only loads may travel 24/7.
- Fines
 - 1,000 – 3,000 lbs.
 - 5 cents per lb.
 - 3,001 – 4,000 lbs.
 - 15 cents per lb.
 - 4,001 – 5,000 lbs.
 - 22.5 cents per lb.
 - 5,001 – 10,000 lbs.
 - 37.5 cents per lb.
 - 10,000 lbs. +
 - 75 cents per lb.
- DOT phone number
 - 605-224-7364

Tennessee

■ Legal dimensions

- Length: Not to exceed 50' from kingpin to end of trailer or load is legal length.
 - A permit is required for utility poles when overall length is 75' or more.
- Width: 8'6"
- Height: 13'6"
- Weight: 80,000 lbs. gross
 - Single axle – 20,000 lbs.
 - Tandem axle – 34,000 lbs.
 - Tridem axle – 42,000 lbs. with 8' spacing; 42,500 lbs. with 9' spacing

■ Permits

- Valid for six days
- Limits
 - Length: 120'
 - Width: 16'
 - Height: 15'
 - Weight:
 - Single axle – 20,000 lbs.
 - Tandem axle – 40,000 lbs.
 - Tridem axle – 60,000 lbs.
 - Five axles – 100,000 lbs.
 - Six axles – 120,000 lbs.
 - Seven axles – 140,000 lbs.
- Loads exceeding these dimensions are deemed as Super Loads.
 - Generally, loads over 16' wide or 15' high will not be permitted unless it can be proven that the movement is in the interests of public welfare, safety, or national defense.
 - Movements over 16' high will not usually be permitted and would require a letter of necessity describing the load and why it needed to go through TN to get a permit.

■ Escorts

- One escort
 - Over 85' in length
 - Over 12'6" in width on Interstate and four-lane highways
 - Over 10' in width on two-lane highways
 - Over 15' in height
- Two escorts
 - Over 120' in length
 - Over 14' in width

■ Banner & safety regulations

- Banner
 - All movement exceeding 10' in width and/or 75' in length require signs reading "OVERSIZE LOAD".
 - Signs need to be 7' long and 18" high. Black letters should be 10" high on a yellow background.
 - Each letter shall be solid.
 - Gaps within the stroke of a letter are not permitted.

Tennessee (Cont.)

- Signs shall be durable wood or metal. Heavy canvas or cloth signs will be permitted if they can be securely fastened to the movement against a flat surface.
- Flags
 - Any load that has a component that extends beyond 4" of the sides of the vehicle or 4' beyond the rear of the vehicle is required to have warning flags.
 - Flags must be 18" square red or fluorescent orange.
 - Flags shall be fastened to the front and rear of the load at the top and bottom of each side which is the widest.
- Lights
 - For any motor vehicle issued a special permit carrying a load in excess of width or length limitations, the load shall be marked as follows for movements between the half hour before sunrise and the half hour after sunset:
 - On each side of the projecting load, one red side marker lamp, visible from the side, located to indicate maximum overhang.
 - On the rear of the projecting load, two red lamps, visible from the rear, one at each side.
 - Two red reflectors visible from the rear, one at each side, located to indicate maximum width.
- Operating times and restrictions
 - Daylight only, one half hour before sunrise to one half hour after sunset, Monday through Saturday. No travel on Sunday.
 - Overweight only may have continuous movement.
 - Movements over 12'6" in width or 85' long will not be allowed within any statewide city limits and all heavily traveled adjoining commercial or residential areas between the hours of 7:00 am to 9:00 am and 4:00 pm to 6:00 pm Monday through Friday.
- Holidays
 - No travel on major holidays.
- Fines
 - For the first three percent over
 - \$25 + 3 cents per lb.
 - For the remainder
 - \$25 + 5 cents per lb.
- DOT phone number
 - 615-741-3821

Texas

- Legal dimensions
 - Length: 59' semitrailer
 - Overhang: 2' front, 4' rear
 - Width: 8'6"
 - Height: 14'
 - Weight: 80,000 lbs. gross
 - Single axle – 20,000 lbs.
 - Tandem axle – 34,000 lbs.

Texas (Cont.)

- Tridem axle – 42,000 lbs.
- Permits
 - Valid for three to five days
 - Limits
 - Length: 125'
 - Overhang: 30'
 - Width: 16' on Interstate system, 20' all other roads
 - Height: 18' 11"
 - Weight:
 - Single axle – 25,000 lbs.
 - Tandem axle – 46,000 lbs.
 - Tridem axle – 60,000 lbs.
 - Quad axle – 70,000 lbs.
 - Loads exceeding these dimensions are Super Loads.
 - The state will propose a route which we are then required to survey physically and sign off on.
 - Over 254,000 lbs., or over 200,000 lbs. with less than 95' of axle spacings are Super Heavy Loads which require several weeks to approve.
 - A flatbed load cannot be permitted for width and height at the same time.
- Escorts
 - One escort
 - Over 110' in length
 - Over 20' in overhang
 - Over 14' in width
 - Over 17' in height
 - Two escorts
 - Over 125' in length
 - Over 30' in overhang
 - Over 16' in width
 - Over 18' in height
 - If the load is over two or more dimensions
- Banner & safety regulations
 - Banner
 - Signs are only required on escort vehicles
 - Flags
 - Red or fluorescent orange flags at least 12" square are required on all extremities of the load.
- Operating times and restrictions
 - Daylight only, one half hour before sunrise to one half hour after sunset, including weekends.
 - Loads not exceeding 10' wide, legal height (14'), or 100' long with legal front and rear overhang may travel at night on Interstate system only.
 - Overweight only may have continuous travel.
There may be city/county curfew times and those will be listed on the approved permit.
- Holidays
 - Travel may be allowed on holidays depending on dimensions.

Texas (Cont.)

■ Fines

- Less than 2,500 lbs.
 - \$100 - \$500
- 2,500 – 5,000 lbs.
 - \$500 - \$1,000
- 5,001 – 10,000 lbs.
 - \$1,000 - \$2,500
- 10,001 – 20,000 lbs.
 - \$2,500 - \$5,000 lbs.
- 20,001 – 40,000 lbs.
 - \$5,000 - \$7,000 lbs.
- 40,001 lbs. +
 - \$7,000 - \$10,000

■ DOT phone number

- 800-299-1700

Utah

■ Legal dimensions

- Length: 53' semitrailer on designated highways
- Overhang: 3' front, 6' rear
- Width: 8'6"
- Height: 14'
- Weight: 80,000 lbs. gross
 - Single axle – 20,000 lbs.
 - Tandem axle – 34,000 lbs.
 - Tridem axle – 42,500 lbs
- Divisible loads exceeding 80,000 lbs. gross: You can order a permit to exceed 80,000 lbs. gross on state highways and Interstate as long as you are legal on all axle/group weights and you are prorated at 80,000 lbs. for Utah.

■ Permits

- Valid for five days.
- Limits
 - Length: No set maximum. If road can handle the length it will be permitted.
 - Width: 17' (bulldozer blades over 16' must be removed)
 - Height: 17'6"
 - Weight:
 - Single axle – 29,500 lbs.
 - Tandem axle – 50,000 lbs.
 - Tridem axle – 61,750 lbs.
 - Five axles – 1000,000 lbs.
 - Six axles – 136,000 lbs.
 - Seven axles – 148,500 lbs.

Utah (Cont.)

- Loads in excess of these dimensions are reviewed on individual basis. Over 17'6" in height requires documentary clearance proof from utilities, city, and state signal divisions and municipalities.
- Escorts
 - One escort
 - Over 120' in length on Interstate and freeways
 - Over 20' overhang
 - Over 14' in width on Interstate and freeways
 - Over 105' in length on other highways
 - Over 12' in width on other highways
 - Two escorts
 - Over 16' in width on Interstate and freeways
 - Over 16' in height
 - Over 17'6" in height (plus highway patrol and utilities notified)
 - Over 120' in length on other highways
 - Over 14' in width on other highways
 - Three escorts
 - Over 16' in width on other highways
 - Over 17' in width may require two escorts and two highway patrol
 - When traveling twisting and turning canyon roads with limited sight distance, it may require escorts at DOT's discretion.
- Banner & safety regulations
 - Banner
 - Loads in excess of 10' wide, 14' high, or 105' long must display an "OVERSIZE LOAD" sign.
 - Signs must be 7' long, 18" high, with black letters 10" high on a yellow background.
 - Flags
 - Red or orange fluorescent 18" square flags are required on all loads that exceed 10' width.
 - Flags must be attached to all extremities of the load.
 - Lights
 - Tow vehicles must use low beam headlights.
 - Warning lights are required at night and times of reduced visibility.
 - Warning lights must mark front overhang with an amber light.
 - Rear overhang must be marked with red clearance lights.
 - Use amber lights front and center to mark extremities of the load.
 - Use red light to the rear to mark extremities.
- Operating times and restrictions
 - Daylight only, one half hour before sunrise to one half hour after sunset, including weekends
 - Loads not exceeding 10' wide, legal. Height, 92' overall length, and 10' overhang may travel 24/7 on all highways with proper lights and with lights on rear overhang exceeding 4'.
 - Loads exceeding 10' wide, legal height, 105' overall length are prohibited from 6:00 am to 9:00 am and 3:30 pm to 6:00 pm Monday through Friday in the following counties:
 - Box Elder – all highways south of exit 357 of I-15 (Perry Interchange); all highways in Weber, Davis, and Salt Lake counties, and in Utah county, all highways north of SR75 – Exit 261 I-15 (Ironton) and SR68 MP 16.

Utah (Cont.)

- Holidays
 - Holiday travel is not allowed during major holidays and holiday weekends, and on Pioneer Day (July 14th)
- Fines
 - 1 – 2,000 lbs.
 - No fine
 - 2,001 – 5,000 lbs.
 - 4 cents per lb. overweight
 - 5,001 – 8,000 lbs.
 - 5 cents per lb. overweight
 - 8,001 – 12,000 lbs.
 - 6 cents per lb. overweight
 - 12,001 – 16,000 lbs.
 - 7 cents per lb. overweight
 - 16,001 – 20,000 lbs.
 - 9 cents per lb. overweight
 - 20,001 – 25,000 lbs.
 - 11 cents per lb. overweight
 - 25,000 lbs. +
 - 13 cents per lb. overweight
- DOT phone number
 - 801-965-4000

Vermont

- Legal dimensions
 - Length: 53' semitrailer on Interstate and designated highways
 - 48' on non-designated highways
 - 75' overall length
 - Width: 8'6"
 - Height: 13'6"
 - Weight: 80,000 lbs. gross
 - Single axle – 20,000 lbs. designated, 22,400 lbs. other roads
 - Tandem axle – 34,000 lbs. designated, 36,000 lbs. other roads
 - Tridem axle – (federal bridge formula) 34,000 lbs. for 8' axle spacing, 42,500 lbs. for 9' spacings
- Permits
 - Valid for 10 travel days
 - Limits
 - Length: 99'
 - Overhang: Not to exceed 1/3 of the length of the load
 - Width: 14'11"
 - Height: 13'11"
 - Weight: Department decides on case-by-case basis

Vermont (Cont.)

- Loads exceeding these dimensions or exceeding 150,000 lbs. gross are treated as Super Loads and require an engineering review for state highways.
 - This can take up to 10 working days
 - The costs for an engineering review are:
 - \$800 for loads <150,000 lbs. gross
 - \$2000 for loads >150,001 – 200,000 lbs. gross
- Escorts
 - One escort
 - Over 80' in length
 - Over 15' overhang
 - Over 12' in width
- Banner & safety regulations
 - Banner
 - "OVERSIZE LOAD" signs are required on all vehicles over 8'6" width, 13'6" height, and 75' in length.
 - Signs must be 7' long, 18" high, with black letters 10" high on a yellow background.
 - Similar signs allowed in other states will be accepted.
 - The sign must be covered or removed when not making an oversize move.
 - Flags
 - Flags are required on all oversize loads.
 - Flags must be fluorescent red or orange and at least 18" square.
 - They must be on all four corners of all loads and visible from a reasonable distance.
 - If an irregular shaped load, additional flags may be necessary to mark widest extremities.
 - If rear or front overhang is more than 4', then one or two flags are required at end of overhang. One for less than 2' wide and two for more than.
 - Lights
 - Loads at over 12' wide or 80' overall length requires a flashing amber light on the towing vehicle.
- Operating times and restrictions
 - Daylight travel only, one half hour before sunrise and one half hour after sunset.
 - No weekend travel if over 10'6" wide, 100' in length, or 108,000 lbs. gross.
 - Movement may be restricted on Friday afternoons between July 1 and Labor Day.
 - Overweight only and capable of traveling with traffic flow are not restricted to daylight travel.
 - Permits for loads not originating or delivering in Vermont are only issued if travel through Vermont is the most direct route. Vermont tries not to permit loads not originating or ending in Vermont.
 - Unless otherwise posted, speeds are not to exceed 45mph on state Highways for loads exceeding 90,000 lbs. or 10' in width, over height, or over 75' long.
- Holidays
 - No travel on holiday for loads over 10'6" wide, 100' in length, or 108,000 lbs. gross.
- Fines
 - 0 – 5,000 lbs.
 - \$15 for every 1,000 lbs. overweight
 - 5,001 – 10,000 lbs.
 - \$30 for every 1,000 lbs. overweight

Vermont (Cont.)

- 10,001 – 15,000 lbs.
 - \$45 for every 1,000 lbs. overweight
- 15,001 – 20,000 lbs.
 - \$60 for every 1,000 lbs. overweight
- 20,001 – 25,000 lbs.
 - \$90 for every 1,000 lbs. overweight
- 25,000 lbs. +
 - \$150 for every 1,000 lbs. overweight
- DOT phone number
 - 802-828-2000

Virginia

- Legal dimensions
 - Length: 48' semitrailer, 53' semitrailer with 41' kingpin to center of rear tandem
 - 65' on non-designated highways
 - Overhang: 3' front, 4' rear
 - Width: 8'6"
 - Height: 13'6"
 - Weight: 80,000 lbs. gross
 - Single axle – 20,000 lbs.
 - Tandem axle – 34,000 lbs.
 - Tridem axle – 42,500 lbs. (designated highways, 9' axle spacing)
- Permits
 - Valid for 13 consecutive days.
 - Limits
 - Length: 150'
 - Overhang: Rear overhang not to exceed 1/3 length of load, 2/3 of which must rest upon the truck or trailer bed.
 - Width: 15'
 - Height: 15'
 - Weight:
 - Single axle – 24,000 lbs.
 - Tandem axle – 44,000 lbs.
 - Tridem axle – 60,000 lbs. Interstate, 54,500 lbs. off Interstate
 - Quad axle – 63,000 – 65,000 lbs. depending on spacings
 - Loads exceeding these dimensions are treated as Super Loads.
- Escorts
 - One escort
 - Over 120' in length on Interstate
 - Over 10' front overhang
 - Over 15' rear overhang
 - Over 12' width on Interstate

Virginia (Cont.)

- Over 14'5" in height
- Over 85' in length on two-lane highways
- Two escorts
 - Over 150' in length on Interstate
 - Over 14' width on Interstate
 - Over 150' in length on two-lane highways
 - Over 12' width on two-lane highways
- Three escorts
 - Over 16' width on Interstate
 - Over 14' width on two-lane highways
- Four escorts
 - Over 16' width on two-lane highways
- Banner & safety regulations
 - Banner
 - "OVERSIZE LOAD" signs are required on front and rear of the vehicle/load for all over-dimensional permits.
 - Flags
 - Flags must be displayed on all four corners of oversize loads and at widest extremities of the vehicle or load on wide loads and at extreme rear of overlength loads.
 - Flags must also be used on rear overhangs exceeding 4'.
 - Lights
 - High intensity amber flashing lights, visible for 500', must be used on any vehicle more than 12' wide or 75' long.
 - Lights must be mounted on top of vehicle. Two amber lights must be at the top corners and two red lights mounted on the rear.
 - Not required when accompanied by an escort vehicle.
- Operating times and restrictions
 - Daylight only, sunrise to sunset, Monday through Saturday.
 - If over length only and length does not exceed 85' or rear overhang 10', then is allowed continuous travel.
 - Overweight only can have continuous travel.
 - Except when travel is on the Interstate system, no travel is permitted within the corporate limits of cities/towns between the hours of 7:00 am to 9:00 am or 4:00 pm to 6:00 pm.
 - These curfews apply to Interstate routes in the Capital Beltway area (I-495, I-395, I-95), in the Richmond area (I-64 between I-95 and I-295 east and west, on I-95 from Route 73 North of Richmond to I-295 South of Richmond), within the city limits of Petersburg (South of Richmond) on I-85 and I-95, on I-581 and Loop 419 in Roanoke area, in the Tidewater Area (Newport News, Hampton, Norfolk, Virginia Beach, Chesapeake, Portsmouth on I-64 south of US17, and on I-264, I-464, I-564, and I-664).
- Holidays
 - No travel on major holidays or holiday weekends.
- Fines
 - 0 – 2,000 lbs.
 - 1 cent per lb.

Virginia (Cont.)

- 2,001 – 4,000 lbs.
 - 3 cents per lb.
- 4,001 – 8,000 lbs.
 - 12 cents per lb.
- 8,001 – 12,000 lbs.
 - 22 cents per lb.
- 12,001 lbs. +
 - 35 cents per lb.
- DOT phone number
 - 800-367-7623

Washington

- Legal dimensions
 - Length: 53' semitrailer, 56' trailer and load permit for legal loads
 - Overhang: 3' front, 15' rear from center last axle to end of load
 - Width: 8'6"
 - Height: 14'
 - Weight: 80,000 lbs. gross
 - Steer axle – 600 lbs. per inch of tire width
 - Single axle – 20,000 lbs.
 - Tandem axle – 34,000 lbs.
 - Tridem axle – 42,000 lbs. with at least 8' axle spacing
 - Divisible loads exceeding 80,000 lbs. gross: You can exceed 80,000 lbs. gross without a permit on state highways and Interstate highways as long as you are legal on all axle/group weights and you are licensed for at least the amount of your gross weight.
- Permits
 - Valid for three days
 - Limits
 - Length: 125' for trailer and load
 - Width: 16', 14' on 2-lane highways
 - Height: 16'
 - Weight:
 - Steer axle – 600 lbs. per inch of tire width
 - Single axle – 22,000 lbs.
 - Tandem axle – 43,000 lbs.
 - Tridem axle – Depends on spacings. 54,080 lbs. for 4'2" spacings, 58,500 lbs. get 58,500 lbs.
 - Five axles – 99,000 lbs.
 - Six axles – 114,700 lbs.
 - Seven axles – 130,000 lbs.
 - Loads exceeding these dimensions or exceeding 200,000 lbs. are considered Super Loads.

Washington (Cont.)

■ Escorts

- One escort
 - Over 125' on multiple lane highways
 - Over 1/3 of length is rear overhang
 - Over 14' wide on multiple lane highways
 - Over 14'6" high
 - Over 105' length on two-lane highway
- Two escorts
 - Over 11' width on two-lane highway

■ Banner & safety regulations

- Banner
 - "OVERSIZE LOAD" signs are required for all oversized loads at the front of the tractor at a height of 5' from ground level, and at rear of vehicle.
 - Signs must be 7' long, 18" high with black letting at least 10" high on a yellow background.
- Flags
 - Flags must be displayed on all corners of overwidth loads and at extreme ends of protrusions, projections, or overhangs.
- Lights
 - When night movement is allowed, loads projecting beyond the sides of the vehicle must have amber lights visible from the front and side at the outermost extremities.
 - Rearmost edges of the projecting load must be marked with a red lamp visible from the rear and side.

■ Operating times and restrictions

- Daylight only, one half hour before sunrise to one half hour after sunset, including weekends.
- Vehicle/loads not exceeding 12' wide, 14'6" high and 105' long (including legal overhangs) may run at night with proper lighting.
- Monday through Friday time/width curfew restrictions for the vicinities of Seattle-Everett, Tacoma, Olympia, Vancouver, and Kelso as listed on the Commuter Curfew Hours sheet, which comes with permits.
- A validation number is needed for permission to use city routes in Seattle and Tacoma.

■ Fines

- 1 – 4,000 lbs.
 - 3 cents per lb. overweight
- 4,001 – 10,000 lbs.
 - \$120 + 12 cents per lb. overweight
- 10,001 – 15,000 lbs.
 - \$840 + 16 cents per lb. overweight
- 15,001 – 20,000 lbs.
 - \$1640 + 20 cents per lb. overweight
- 20,001 lbs. +
 - \$2640 + 30 cents per lb. overweight

■ DOT phone number

- 360-705-7000

West Virginia

■ Legal dimensions

- Length: 53' trailer or load on Interstate and designated highways
 - 48' trailer and 60' overall on non-designated roads
- Overhang: 3' front, 6' rear
- Width: 8'6" Interstate and designated roads, 8' non-designated
- Height: 13'6"
- Weight: 80,000 lbs. gross on designated routes, 65,000 lbs. otherwise
 - Single axle – 20,000 lbs.
 - Tandem axle – 34,000 lbs.
 - Tridem axle – 42,500 lbs. with 8' spacings

■ Permits

- Valid for five calendar days
- Limits
 - Length: no limit if route can accommodate
 - Width: 16' on 4 lanes, 15' on two lanes
 - Height: 16' if route can accommodate, over 15' needs engineer approval
 - Weight: 120,000 lbs. gross
 - Single axle- 28,000 lbs.
 - Tandem axle – 45,000 lbs.
 - Tridem axle – 50,000 lbs.
- Loads exceeding these dimensions are considered as Super Loads.

■ Escorts

- One escort
 - Over 95' in length on four or more lane highways
 - Over 10' overhang
 - Over 12' in width on four or more lane highways
 - Over 15' in height
 - Over 75' in length on two-lane highways
 - Over 10'6" to 12" width on two-lane highways
- Two escorts
 - Over 100' in length on four or more lane highways
 - Over 14' width on four or more lane highways
 - Over 95' in length on two-lane highways
 - Over 12' in width on two-lane highways
- Three escorts
 - Over 15' in width on all highways

■ Banner & safety regulations

- Banner
 - "OVERSIZE LOAD" signs are required for all oversize loads.
 - Signs must be bumper, or roof mounted front and rear.
 - Signs must be 5' long by 12" high with black 10" high letters on a yellow background.

West Virginia (Cont.)

- Flags
 - Two flags, red or safety orange and a minimum of 18" square must be displayed on each side of the bumper of the power unit and on each corner of the load.
 - Overhang over 4' requires flag or flashing amber light.
- Lights
 - Overhang over 4' requires flag or flashing amber light.
 - Light must be visible from 500'.
- Operating times and restrictions
 - Daylight only, sunrise to sunset, Monday through Friday.
 - Weekend movement is allowed on Interstate and divided routes if dimensions do not exceed 14'6" high, 14' wide, 95' long, or 15' total overhang.
 - On US and selected WV routes, weekend running is allowed when not exceeding 14' high, 12' wide, 75' long and 10' total overhang.
 - On all other routes, weekend running is allowed when not exceeding 13'6" high, 12' wide, 75' long and 10' total overhang.
 - Overweight only, not exceeding 110,000 lbs. gross are allowed 24/7 movement.
 - Overweight only and exceeding 110,000 lbs. gross can only travel sunrise to sunset, Monday through Friday.
 - West Virginia Parkway
 - No night running or overnight parking is allowed on the Parkway, so the cutoff time for entry depends on the time of the year and time of nightfall.
 - Vehicles/loads over 14' wide are restricted to Monday through Thursday movement only.
- Holidays
 - Movement is restricted on the six major holidays
- Fines
 - 1 – 4,000 lbs.
 - 1 cent per lb. overweight
 - 4,001 – 8,000 lbs.
 - 3 cents per lb. overweight
 - 8,001 – 12,000 lbs.
 - 7 cents per lb. overweight
 - 12,001 – 16,000 lbs.
 - 10 cents per lb. overweight
 - 16,001 – 20,000 lbs.
 - 15 cents per lb. overweight
 - 20,001 – 40,000 lbs.
 - 30 cents per lb. overweight
 - 40,001 lbs. +
 - 45 cents per lb. overweight
- DOT phone number
 - 304-558-9547

Wisconsin

■ Legal dimensions

- Length: 53' semitrailer on designated highways
 - 48' semitrailer and 75' overall length on all other roads
- Width: 8'6"
- Height: 13'6"
- Weight: 80,000 lbs. gross
 - Single axle – 20,000 lbs.
 - Tandem axle – 34,000 lbs.
 - Tridem axle – 42,000 lbs. (43,000 lbs. with 9' spacings)

■ Permits

- Valid for 14 consecutive days
- Limits
 - Length: no set limit
 - Width: 16'
 - Height: depends on routes
 - Weight:
 - Single axle – 30,000 lbs. with 4 tires
 - Tandem axle – 65,000 lbs.
 - Tridem axle – 81,000 lbs.
- Loads exceeding 16' or 150,000 lbs. are considered Super Loads.

■ Escorts

- One escort
 - Over 15' in width

■ Banner & safety regulations

- Banner
 - When a vehicle/load is more than 10' wide of overlength, two warning signs need to be displayed in the front and rear.
 - Each sign shall state "OVERSIZE LOAD", be 7' long, 18" high, with black 10" lettering on a yellow background.
 - The sign may not be displayed when the vehicle is not operating under a permit.
- Flags
 - Flags are required on all oversize loads at each corner, and at any part of the load 4" wide or more than the width of the load/vehicle at the front and rear.
 - Flags are required at extreme rear of load when load is overlength; one if less than 2' wide and two flags if over 2' wide.
 - Flags should be red or orange in color and no less than 18" square.
- Lights
 - When required by permit, warning lamps should be operated as follows: amber flashing or rotating lamps with 6" in diameter reflectors, and visible from 500'.
 - Strobe lights may be used in lieu of flashing or rotating lamps.

Wisconsin (Cont.)

■ Operating times and restrictions

- Loads not exceeding 12' wide, 13'6" high, or 100' long may run 24/7, except between 4:00 pm to 8:00 pm on Sundays.
- Greater than those dimensions are not allowed to run during hours of darkness, from 12pm Saturday to sunrise Monday, and not between 4:00 pm to 8:00 pm on Sunday and 4:00 pm to 8:00 pm between the 4th Friday in May and Labor Day.
- Travel in Columbia, Dane, Milwaukee, Rock, or Waukesha counties is restricted during 4-8pm on Sunday and 4-8pm Friday between the 4th Friday in May and Labor Day.
- Overweight only can travel 24/7 including weekends and holidays, unless otherwise stated on permit.

■ Holidays

- Travel is restricted on holidays and holiday weekends.

■ Fines

- First conviction within a year will be \$50 - \$200 and
 - 1 – 2,000 lbs.
 - 1 cent per lb. overweight
 - 2,001 – 3,000 lbs.
 - 3 cents per lb. overweight
 - 3,001 – 4,000 lbs.
 - 5 cents per lb. overweight
 - 4,001 – 5,000 lbs.
 - 8 cents per lb. overweight
 - 5,001 lbs. +
 - 15 cents per lb. overweight
- Second conviction in a year will be \$100 - \$300 and
 - 1 – 2,000 lbs.
 - Two cents per lb. overweight
 - 2,001 – 3,000 lbs.
 - Five cents per lb. overweight
 - 3,001 – 4,000 lbs.
 - Eight cents per lb. overweight
 - 4,001 – 5,000 lbs.
 - 12 cents per lb. overweight
 - 5,001 lbs. +
 - 18 cents per lb. overweight

■ DOT phone number

- 608-266-7320

Wyoming

■ Legal dimensions

- Length: 60' semitrailer and load, including overhang
- Width: 8'6"
- Height: 14'

Wyoming (Cont.)

- Weight: 80,000 – 117,000 lbs. gross
 - Single axle – 20,000 lbs.
 - Tandem axle – 36,000 lbs.
 - Tridem axle – 42,000 lbs. (8'1" – 8'5" spacings), 36,000 lbs. (8' spacings), 42,500 lbs. (greater than 8'6" spacings), 43,500 lbs. (greater than 10' spacings)
- Divisible loads exceeding 80,000 lbs. gross: You can exceed 80,000 lbs. gross without a permit on state highways and Interstate highways as long as you are legal on all axle/group weights and you are licensed for at least the amount of your gross weight.
- Permits
 - Valid for one day or one trip.
 - Must be obtained from Ports of Entry by driver.
 - Driver must call ahead at least one hour prior to arrival.
 - Failure to do so will result in up to \$500 fine and 24-hour shutdown.
 - Limits
 - Length: 110'
 - Width: 18'
 - Height: 17'
 - Weight:
 - Single axle – 25,000 lbs.
 - Tandem axle – 55,000 lbs.
 - Tridem axle – 65,000 lbs.
 - Loads in excess of these dimensions are considered Super Loads.
- Escorts
 - One escort
 - Over 25' rear overhang
 - Over 14' width on Interstate highways
 - Two escorts
 - Over 109' in length on two-lane highways
 - Over 13'11" in width or if load extends past center lane at any time
- Banner & safety regulations
 - Banner
 - All oversize load requires an "OVERSIZE LOAD" sign on the front and rear.
 - Signs must be 5' long, 10" high, with black lettering 8" high on a yellow background.
 - Flags
 - All over width vehicle/loads must have red or fluorescent orange 12" square flags mounted at the four corners of the load, on any extremity wider than the front/rear width of the vehicle, and at any rear overhang 4' or more.
 - If the overhang is less than 2' wide, than only one flag is needed, otherwise two flags are needed.
 - Lights
 - All over width loads require amber clearance lights on each front corner and red lights on the rear of the load, as well as on each extremity or projection.
 - An amber rotating, flashing, or strobe light is required on the vehicle.

Wyoming (Cont.).

- Over length loads require a red lamp and reflector on each rear corner of extremity of any rear overhang.
- Operating times and restrictions
 - Daylight travel, one half hour before sunrise through one half hour after sunset, including weekends.
 - Loads not exceeding 10' wide and all other dimensions are legal, may travel at night on Interstate highways with proper lighting.
- Holidays
 - Holiday travel is usually allowed for loads not requiring escorts.
 - However, Ports of Entry are not open on holidays, so check with Port on pre-ordering a permit for holiday runs.
- Fines
 - 1 – 2,000 lbs.
 - \$65
 - 2,001 – 4,000 lbs.
 - \$115
 - 4,001 – 6,000 lbs.
 - \$165
 - 6,001 – 8,000 lbs.
 - \$190
 - 8,001 – 10,000 lbs.
 - \$240
 - 10,001 – 12,000 lbs.
 - \$340
 - 12,001 – 14,000 lbs.
 - \$440
 - 14,001 – 16,000 lbs.
 - \$540
 - 16,001 – 18,000 lbs.
 - \$640
 - 18,001 – 20,000 lbs.
 - \$740
 - 20,001 lbs. +
 - \$1040
- DOT phone number
 - 307-777-4375

Conclusion

As you can see, it takes a lot to arrange an oversize/over-dimensional/Heavy Haul shipment. Depending on the state regulations, responsibilities lie to the drivers, carriers, and shippers alike.

The most important things are to:

- 1) Do your research;
- 2) Plan well in advance;
- 3) Keep effective and open communication amongst all logistics partners;
- 4) Remember safety is a top priority with these shipments;
- 5) Most importantly, keep this guide handy! You never know when you could use it.

Learn more about our solutions and Request a Quote at <https://trinitylogistics.com/shippers/industries/construction-and-manufacturing/>



References

Terminology

<http://jcnester.com/trucking-terms/>

Securement

https://www.hardhattraining.com/safety-training-topics/cargo-securement-training/#:~:text=Cargo%20Securement%20Safety%20Training%20Course%20*%20Tiedowns,to%20further%20secure%20the%20load%20against%20movement.

<https://highwaydriverleasing.com/2024/09/29/blog-cargo-securement-a-crucial-responsibility-for-truck-drivers/>

Tarping

<https://www.heavyhaul.net/heavy-duty-tarps/>

<https://www.myteeproducts.com/blog/flatbed-truck-tarps-101-all-you-need-to-know/>